

OREGON HOSPITAL COMMUNITY BENEFIT REPORT

2021



February 3, 2021

(With Hospital Fiscal Year 2019 Data)



4000 Kruse Way Place • Suite 100 • Lake Oswego, OR 97035 • Tel: (503) 479-6034 • www.oahhs.org
APPRISE HEALTH INSIGHTS IS A SUBSIDIARY OF THE OREGON ASSOCIATION OF HOSPITALS AND HEALTH SYSTEMS

[This page intentionally left blank]

OREGON HOSPITAL COMMUNITY BENEFIT REPORT

2021

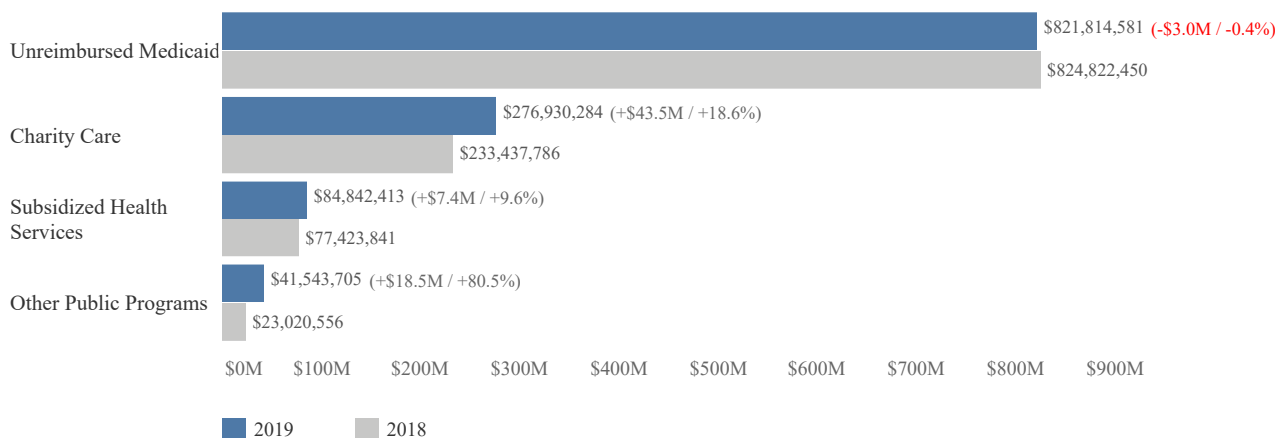
Executive Summary

In FY 2019, Oregon hospitals increased their community benefit spending by 5% from the previous year, totaling over \$1.63 billion. Unreimbursed health care costs increased by \$66 million overall, even as unreimbursed costs for Medicaid services decreased from 2018. The largest increase came from Charity Care which grew by \$43 million, or by 19%. It is important to note that Unreimbursed Medicare costs, historically the largest share of community benefit spending, is no longer included, starting with the FY 2019 reporting. The Oregon Health Authority (OHA) changed the Total Community Benefit definition to align more closely to the Internal Revenue Services' community health needs assessment reporting requirements.

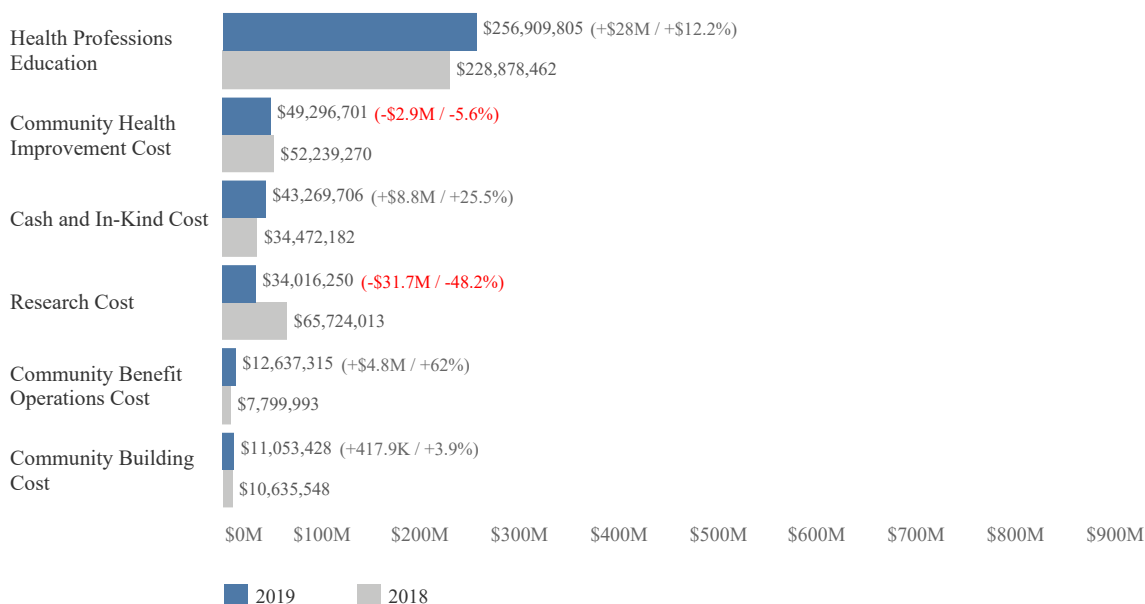
Direct Community Benefit costs are those categories that are more outwardly focused by hospitals to address the health and social determinant needs of their communities. There were significant gains in some of these areas, namely with Cash and In-Kind Contributions and Health Professions Education, which grew 26% and 12%, respectively. Conversely, Research spending was down by almost half, 48%, from the previous year.

Looking forward, as part of House Bill 3076 passed in 2019, the OHA has set hospitals' community benefit minimum spending floor requirements, based on their revenue, prior community benefit expenditures, needs of the population served, and overall financial position. The minimum spending floor program is effective January 1, 2021, with hospitals submitting data to demonstrate whether they met the requirements starting in FY 2022.

Unreimbursed Health Service Costs: FY 2018 - 2019



Direct Community Benefit Costs: FY 2018 - 2019



OREGON HOSPITAL COMMUNITY BENEFIT REPORT

2021

Oregon Hospital Map

DRG hospitals

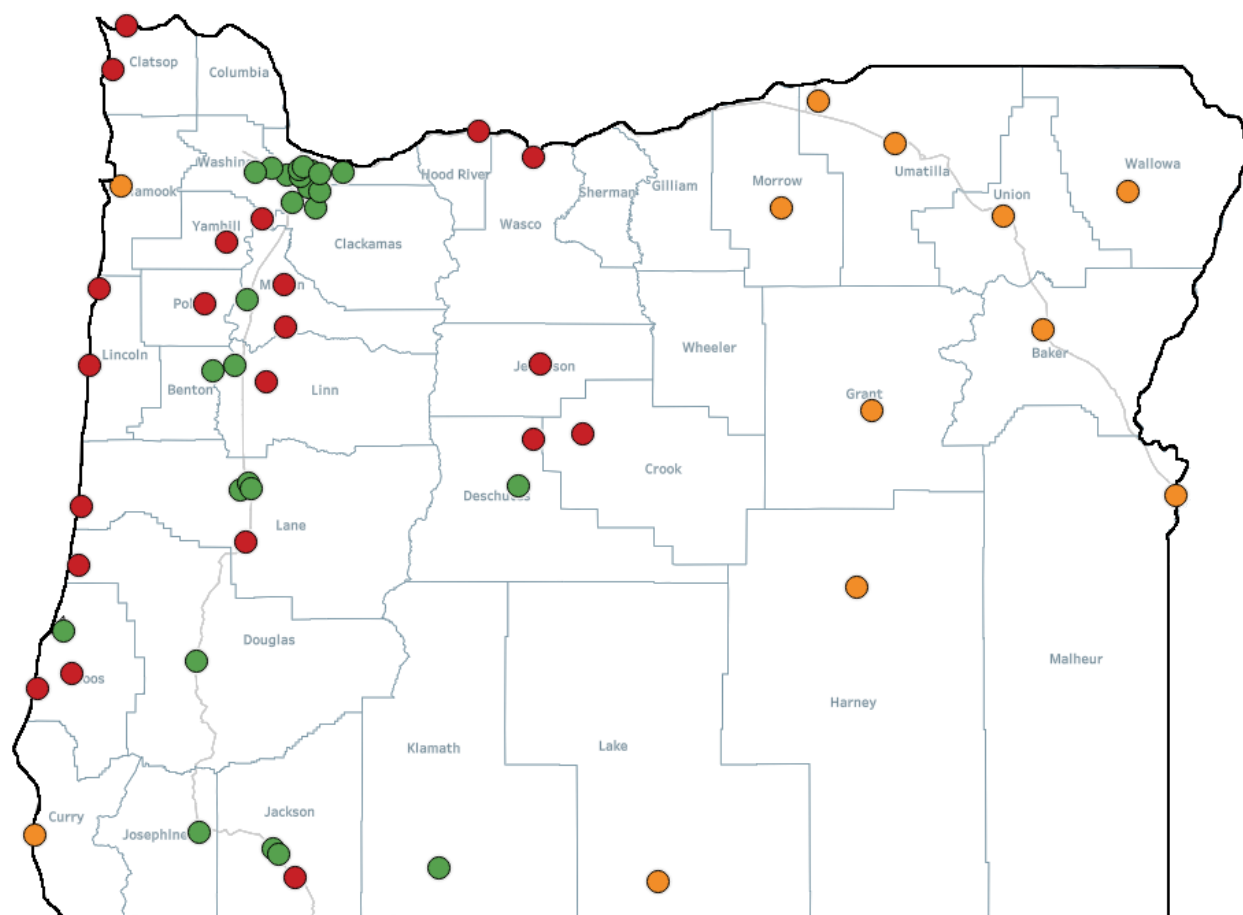
- Large, urban hospitals.
- Recieve payments based on the prospective Diagnostic Related Group (DRG) system.

Type A hospitals

- Less than 50 beds.
- Located more than 30 miles from the next nearest hospital.

Type B Hospitals

- Less than 50 beds.
- Located less than 30 miles from the next nearest hospital.



Source: OpenStreetMap

OREGON HOSPITAL COMMUNITY BENEFIT REPORT

2021

Table of Contents

Total Community Benefit.....	6
Charity Care.....	8
Unreimbursed Medicaid.....	10
Unreimbursed Medicare.....	12
Other Public Programs.....	14
Community Health Improvement.....	16
Research.....	18
Health Professions Education.....	20
Subsidized Health Services.....	22
Cash and In-Kind.....	24
Community Building.....	26
Community Benefit Operations.....	28
APPENDIX - Detailed Data by Hospital.....	30

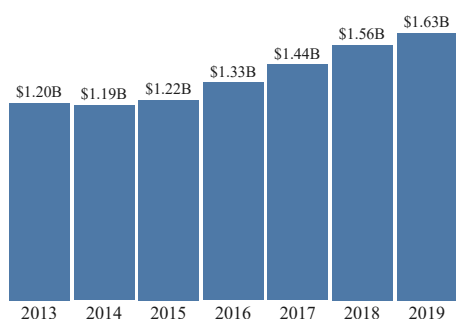
OREGON HOSPITAL COMMUNITY BENEFIT REPORT

2021

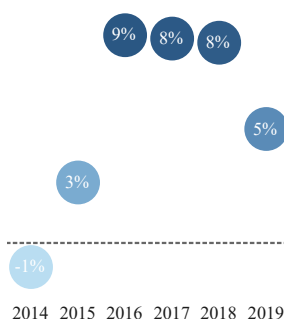
Total Community Benefit

The total cost of programs or activities that provide measurable benefits to the communities hospitals serve. Because of their tax-exempt status, hospitals are expected to provide these despite a low or negative financial return. Total Community Benefit does not include Medicare Underpayment.

All Hospitals



All Hospitals % Change



Key Insights:

- Total Community Benefit has increased by \$74 million (5%), compared to 2018
- An overall increase of 36% since 2013

System	FY 2013	FY 2014	FY 2015	FY 2016	FY 2017	FY 2018	FY 2019
Adventist	\$26,595,071	\$29,298,474	\$23,819,444	\$22,580,363	\$30,941,151	\$29,757,346	\$34,426,374
Asante	\$69,814,008	\$57,667,383	\$62,493,219	\$66,120,014	\$76,268,323	\$77,742,880	\$78,394,892
Capella Healthcare	\$4,781,953	\$7,780,081	\$9,777,675	\$13,199,096	\$11,345,444	\$13,818,551	\$13,195,010
Catholic Health Initiatives	\$7,919,062	\$11,636,968	\$8,005,704	\$12,259,226	\$6,000,136	\$6,531,201	\$19,887,370
Independent Hospitals	\$63,784,475	\$75,789,802	\$93,948,492	\$97,115,799	\$126,671,413	\$123,565,125	\$132,442,495
Kaiser Permanente Northwest	\$35,256,858	\$43,935,436	\$49,719,244	\$53,399,912	\$55,915,901	\$69,353,830	\$70,969,024
Legacy Health	\$152,906,926	\$171,720,538	\$168,373,125	\$195,116,573	\$228,725,389	\$260,889,332	\$252,500,680
Oregon Health & Science University	\$283,568,839	\$306,989,504	\$288,051,008	\$304,259,034	\$339,505,146	\$342,919,048	\$358,014,567
PeaceHealth	\$74,310,739	\$75,130,489	\$73,090,428	\$81,869,445	\$66,449,262	\$71,263,715	\$103,360,322
Providence Health & Services	\$227,660,610	\$200,517,294	\$232,240,469	\$236,844,242	\$242,407,061	\$277,827,214	\$289,751,140
Saint Alphonsus Health System	\$4,627,479	\$5,275,846	\$3,598,620	\$5,306,279	\$5,256,791	\$6,681,321	\$7,090,664
Salem Health	\$59,239,997	\$59,222,042	\$65,463,566	\$78,544,119	\$72,683,157	\$79,299,283	\$94,832,447
Samaritan Health Services	\$68,926,717	\$63,018,329	\$66,216,474	\$74,721,612	\$83,626,492	\$87,108,395	\$87,301,760
Shriners Hospital for Children	\$8,961,772	\$15,279,570	\$17,322,682	\$19,943,728	\$19,589,919	\$16,144,074	\$17,181,097
St. Charles Health System	\$114,388,092	\$67,691,576	\$58,885,210	\$65,022,481	\$73,452,822	\$95,552,786	\$72,966,346
Grand Total	\$1,202,742,598	\$1,190,953,332	\$1,221,005,360	\$1,326,301,923	\$1,438,838,407	\$1,558,454,101	\$1,632,314,188

Note: Due to the Oregon Health Authority's definition change regarding what counts as Community Benefit, starting with FY 2019 data reporting, Medicare Underpayment has been removed from Total Community Benefit numbers for all years in this report.

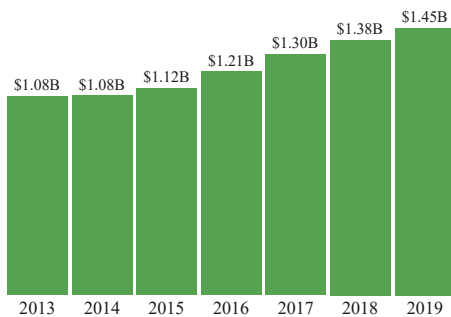
OREGON HOSPITAL COMMUNITY BENEFIT REPORT

2021

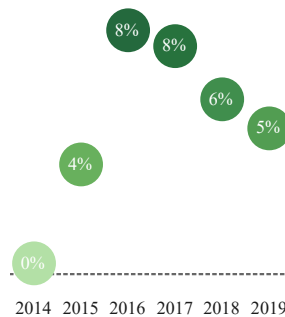
Total Community Benefit - DRG & Rural Hospitals

The total cost of programs or activities that provide measurable benefits to the communities hospitals serve. Because of their tax-exempt status, hospitals are expected to provide these despite a low or negative financial return. Total Community Benefit does not include Medicare Underpayment.

DRG Hospitals



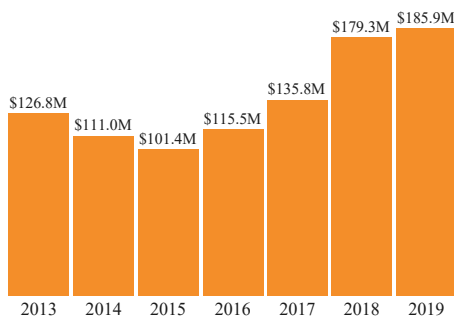
DRG Hospitals % Change



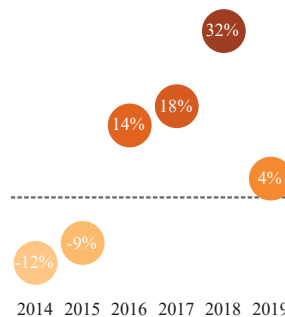
Key Insights:

- Total Community Benefit from DRG hospitals has increased by \$67 million (5%), compared to 2018
- An overall increase of 35% since 2013
- DRG hospitals make up 89% of Total Community Benefit

Rural Hospitals



Rural Hospitals % Change



Key Insights:

- Total Community Benefit from rural hospitals has increased by \$7 million (4%), compared to 2018
- An overall increase of 41% since 2013
- Rural hospitals make up 11% of Total Community Benefit

Note: Due to the Oregon Health Authority's definition change regarding what counts as Community Benefit, starting with FY 2019 data reporting, Medicare Underpayment has been removed from Total Community Benefit numbers for all years in this report.

Source: OHA Office of Health Analytics Community Benefit Reporting 2013-2019

©2021 Apprise Health Insights

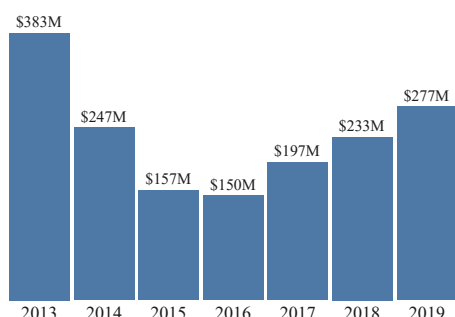
OREGON HOSPITAL COMMUNITY BENEFIT REPORT

2021

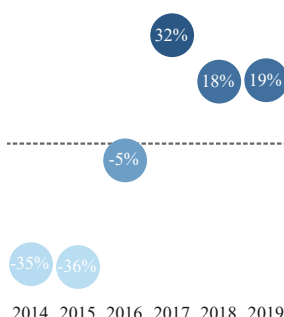
Charity Care

Free or discounted health services provided to persons who cannot afford to pay and from whom a hospital has no expectation of payment. 'Charity care' does not include bad debt, contractual allowances or discounts for quick payment. Eligibility determinations by hospitals can be made at any point during the revenue cycle but all efforts should be made to determine eligibility as early in the revenue cycle as possible.

All Hospitals



All Hospitals % Change



Key Insights:

- Charity Care has increased by \$43 million (19%), compared to 2018
- Charity Care has been increasing in recent years, after a significant drop after the Affordable Care Act rollout in 2014
- Charity Care makes up 17% of Total Community Benefit

System	FY 2013	FY 2014	FY 2015	FY 2016	FY 2017	FY 2018	FY 2019
Adventist	\$10,862,853	\$8,419,459	\$5,284,296	\$3,953,687	\$11,824,198	\$8,448,592	\$9,824,637
Asante	\$21,481,352	\$11,585,499	\$6,254,757	\$6,869,506	\$8,769,464	\$8,505,880	\$7,596,335
Capella Healthcare	\$557,097	\$274,621	\$163,992	\$810,064	\$702,239	\$783,530	\$803,912
Catholic Health Initiatives	\$5,106,515	\$3,842,569	\$1,113,765	\$808,371	\$1,962,299	\$2,161,964	\$3,111,449
Independent Hospitals	\$25,872,135	\$17,657,583	\$10,975,580	\$12,093,202	\$16,156,846	\$15,668,814	\$16,746,665
Kaiser Permanente Northwest	\$8,188,527	\$5,421,799	\$11,384,345	\$9,628,358	\$11,836,961	\$15,707,400	\$15,940,760
Legacy Health	\$61,436,669	\$57,697,019	\$21,754,389	\$26,556,022	\$38,491,575	\$42,970,332	\$42,432,960
Oregon Health & Science University	\$43,844,071	\$35,063,902	\$19,210,645	\$17,386,057	\$19,658,276	\$22,626,525	\$28,020,456
PeaceHealth	\$31,493,406	\$22,582,481	\$7,118,076	\$4,883,839	\$6,915,389	\$13,610,790	\$24,973,948
Providence Health & Services	\$100,582,000	\$45,130,352	\$43,414,133	\$36,268,050	\$45,331,550	\$53,926,689	\$67,991,987
Saint Alphonsus Health System	\$3,475,429	\$2,549,635	\$674,501	\$1,718,690	\$1,812,204	\$1,863,641	\$1,908,944
Salem Health	\$25,831,804	\$14,100,221	\$9,314,932	\$9,953,583	\$8,759,384	\$11,687,969	\$20,394,727
Samaritan Health Services	\$22,860,322	\$9,688,787	\$12,298,297	\$12,079,033	\$12,078,340	\$14,321,347	\$14,155,707
Shriners Hospital for Children	\$3,287,875	\$4,551,457	\$2,654,429	\$1,871,400	\$1,745,067	\$1,629,152	\$4,301,398
St. Charles Health System	\$18,038,976	\$8,614,914	\$5,872,928	\$4,854,255	\$11,404,389	\$19,525,161	\$18,726,399
Grand Total	\$382,919,031	\$247,180,298	\$157,489,065	\$149,734,117	\$197,448,181	\$233,437,786	\$276,930,284

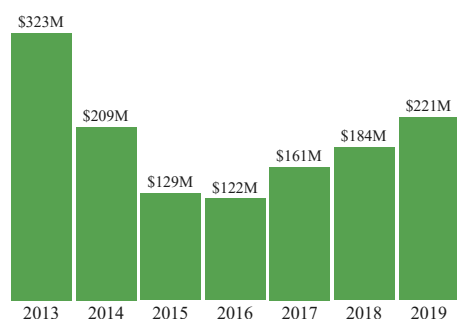
OREGON HOSPITAL COMMUNITY BENEFIT REPORT

2021

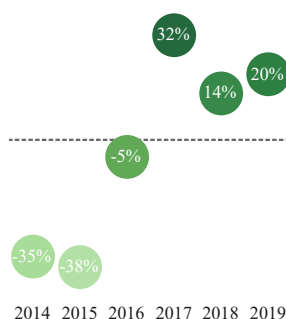
Charity Care - DRG & Rural Hospitals

Free or discounted health services provided to persons who cannot afford to pay and from whom a hospital has no expectation of payment. 'Charity care' does not include bad debt, contractual allowances or discounts for quick payment. Eligibility determinations by hospitals can be made at any point during the revenue cycle but all efforts should be made to determine eligibility as early in the revenue cycle as possible.

DRG Hospitals



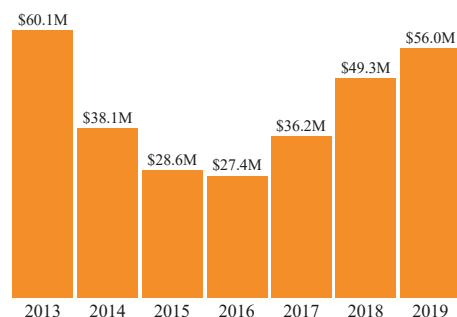
DRG Hospitals % Change



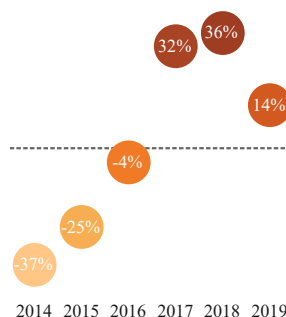
Key Insights:

- Charity Care from DRG hospitals has increased by \$37 million (20%), compared to 2018
- DRG hospitals make up 80% of Charity Care

Rural Hospitals



Rural Hospitals % Change



Key Insights:

- Charity Care from rural hospitals has increased by \$7 million (14%), compared to 2018
- Rural hospitals make up 20% of Charity Care

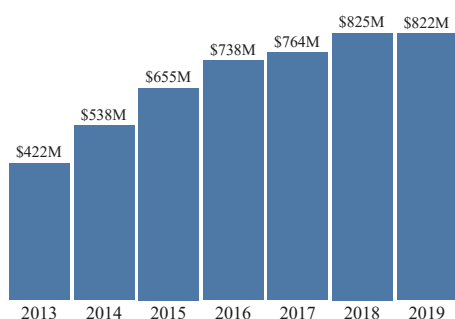
OREGON HOSPITAL COMMUNITY BENEFIT REPORT

2021

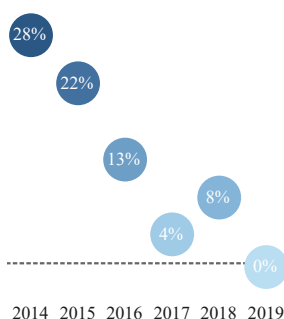
Medicaid Underpayment

The shortfall created when a facility receives payments that are less than the cost of caring for Medicaid beneficiaries. This payment shortfall is not the same as a contractual allowance, which is the full difference between charges and government payments. It does not include any shortfall that results from inefficiency or poor management.

All Hospitals



All Hospitals % Change



Key Insights:

- Medicaid Underpayment has decreased by \$3 million (-0.4%), compared to 2018
- An overall increase of 95% since 2013
- Medicaid Underpayment makes up 50% of Total Community Benefit

System	FY 2013	FY 2014	FY 2015	FY 2016	FY 2017	FY 2018	FY 2019
Adventist	\$8,185,453	\$15,396,793	\$12,447,485	\$10,788,458	\$12,029,634	\$13,061,028	\$17,615,079
Asante	\$36,363,685	\$36,513,395	\$45,368,662	\$47,498,596	\$50,962,508	\$52,560,168	\$57,213,384
Capella Healthcare	\$3,086,302	\$5,349,226	\$7,118,677	\$6,835,295	\$5,038,434	\$7,842,000	\$5,695,448
Catholic Health Initiatives	\$1,059,179	\$5,439,251	\$4,527,925	\$8,831,060	\$663,572	\$1,179,868	\$12,754,301
Independent Hospitals	\$18,764,647	\$35,680,484	\$59,826,249	\$49,629,467	\$54,987,567	\$49,478,884	\$53,478,920
Kaiser Permanente Northwest	\$10,274,696	\$16,090,395	\$18,812,984	\$16,385,276	\$16,621,344	\$25,117,304	\$20,919,573
Legacy Health	\$69,015,797	\$91,281,550	\$123,887,682	\$147,096,527	\$167,329,929	\$192,314,237	\$181,631,271
Oregon Health & Science University	\$48,645,450	\$62,287,611	\$61,676,539	\$83,880,915	\$113,714,142	\$108,231,612	\$128,891,634
PeaceHealth	\$40,165,706	\$50,853,787	\$63,536,650	\$75,348,732	\$57,620,809	\$52,673,973	\$72,803,430
Providence Health & Services	\$72,304,509	\$99,294,379	\$131,980,170	\$142,615,753	\$135,226,696	\$162,280,640	\$139,620,046
Saint Alphonsus Health System	\$704,032	\$2,370,531	\$2,072,755	\$3,349,955	\$3,148,649	\$4,397,900	\$4,770,073
Salem Health	\$18,691,609	\$33,635,315	\$40,578,295	\$47,631,308	\$40,754,963	\$43,979,023	\$45,172,531
Samaritan Health Services	\$22,279,602	\$29,346,005	\$29,994,227	\$35,982,629	\$43,032,312	\$38,707,252	\$32,716,446
Shriners Hospital for Children	\$2,156,243	\$4,796,658	\$11,379,139	\$11,691,413	\$12,135,320	\$8,472,552	\$8,127,663
St. Charles Health System	\$70,506,354	\$49,983,972	\$42,051,750	\$49,946,592	\$50,533,638	\$64,526,009	\$40,404,782
Grand Total	\$422,203,264	\$538,319,352	\$655,259,189	\$737,511,976	\$763,799,517	\$824,822,450	\$821,814,581

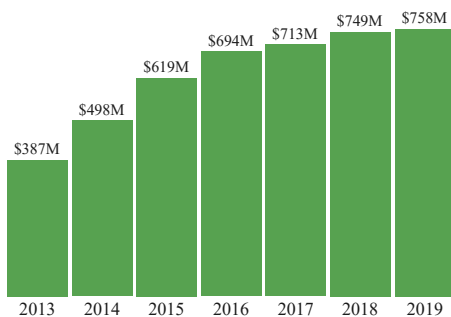
OREGON HOSPITAL COMMUNITY BENEFIT REPORT

2021

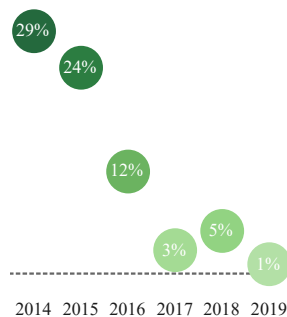
Medicaid Underpayment - DRG & Rural Hospitals

The shortfall created when a facility receives payments that are less than the cost of caring for Medicaid beneficiaries. This payment shortfall is not the same as a contractual allowance, which is the full difference between charges and government payments. It does not include any shortfall that results from inefficiency or poor management.

DRG Hospitals



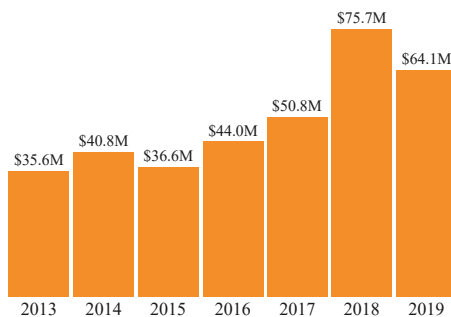
DRG Hospitals % Change



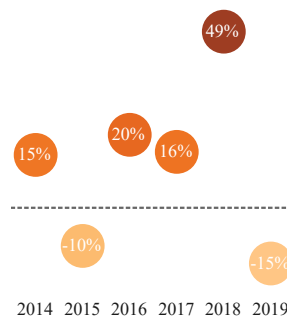
Key Insights:

- Medicaid Underpayment from DRG hospitals has increased by \$8.6 million (1%), compared to 2018
- An overall increase of 98% since 2013
- DRG hospitals make up 92% of Medicaid Underpayment

Rural Hospitals



Rural Hospitals % Change



Key Insights:

- Medicaid Underpayment from rural hospitals has decreased by \$11.6 million (-15%), compared to 2018
- An overall increase of 66% since 2013
- Rural hospitals make up 8% of Medicaid Underpayment

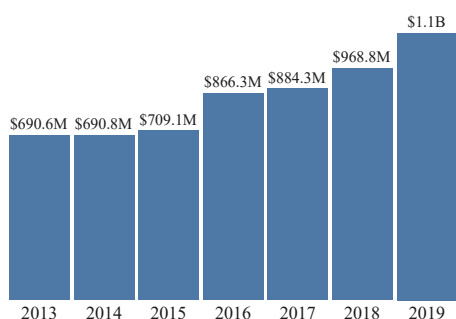
OREGON HOSPITAL COMMUNITY BENEFIT REPORT

2021

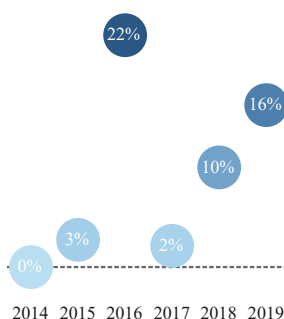
Medicare Underpayment

(Not included in Total Community Benefit) The shortfall created when a facility receives payments that are less than the cost of caring for Medicare beneficiaries. This payment shortfall is not the same as a contractual allowance, which is the full difference between charges and government payments. It does not include any shortfall that results from inefficiency or poor management.

All Hospitals



All Hospitals % Change



Key Insights:

- Medicare Underpayment has increased by \$150 million (16%), compared to 2018
- An overall increase of 62% since 2013

System	FY 2013	FY 2014	FY 2015	FY 2016	FY 2017	FY 2018	FY 2019
Adventist	\$9,714,817	\$13,821,309	\$13,872,781	\$8,492,188	\$0	\$0	\$0
Asante	\$57,504,749	\$48,808,220	\$52,869,026	\$54,489,546	\$59,141,952	\$62,423,267	\$80,826,766
Capella Healthcare	\$1,080,558	\$2,961,507	\$0	\$2,351,132	\$1,894,569	\$2,750,635	\$6,651,549
Catholic Health Initiatives	\$1,899,163	\$25,859	\$3,942,035	\$12,498,628	\$2,018,670	\$5,423,398	\$3,312,410
Independent Hospitals	\$56,136,934	\$66,671,622	\$67,788,352	\$92,543,066	\$117,078,503	\$124,721,759	\$144,675,548
Kaiser Permanente Northwest	\$0	\$0	\$0	\$0	\$0	\$0	\$0
Legacy Health	\$106,728,855	\$82,055,230	\$52,825,211	\$90,149,225	\$91,331,065	\$123,731,241	\$153,572,813
Oregon Health & Science University	\$91,424,013	\$96,543,313	\$115,774,446	\$112,210,778	\$139,863,916	\$158,156,079	\$183,524,603
PeaceHealth	\$73,031,452	\$55,203,027	\$68,672,246	\$69,625,179	\$50,793,843	\$21,227,059	\$85,758,960
Providence Health & Services	\$164,444,000	\$174,153,590	\$185,120,300	\$248,386,241	\$236,977,177	\$271,202,882	\$233,163,628
Saint Alphonsus Health System	\$5,525,744	\$3,540,036	\$2,599,767	\$6,136,436	\$5,373,062	\$6,004,198	\$6,425,339
Salem Health	\$33,726,151	\$37,132,763	\$38,908,012	\$46,575,465	\$42,635,269	\$54,023,624	\$60,391,193
Samaritan Health Services	\$54,603,129	\$54,357,376	\$47,231,996	\$58,655,007	\$72,783,685	\$73,706,849	\$69,341,617
Shriners Hospital for Children	\$0	\$0	\$0	\$0	\$0	\$0	\$0
St. Charles Health System	\$34,747,718	\$55,564,307	\$59,497,261	\$64,216,528	\$64,387,497	\$65,433,238	\$91,333,968
Grand Total	\$690,567,283	\$690,838,159	\$709,101,433	\$866,329,419	\$884,279,208	\$968,804,229	\$1,118,978,394

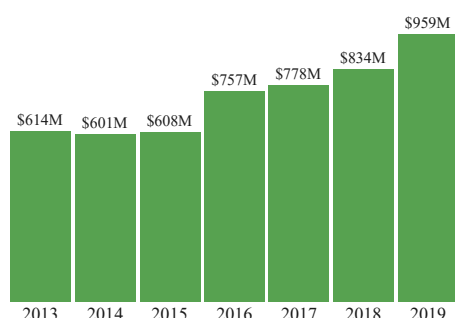
OREGON HOSPITAL COMMUNITY BENEFIT REPORT

2021

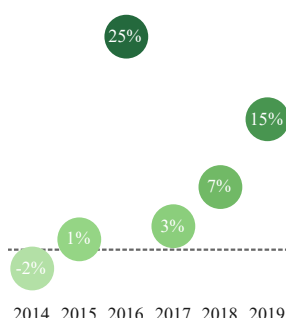
Medicare Underpayment - DRG & Rural Hospitals

(Not included in Total Community Benefit) The shortfall created when a facility receives payments that are less than the cost of caring for Medicare beneficiaries. This payment shortfall is not the same as a contractual allowance, which is the full difference between charges and government payments. It does not include any shortfall that results from inefficiency or poor management.

DRG Hospitals



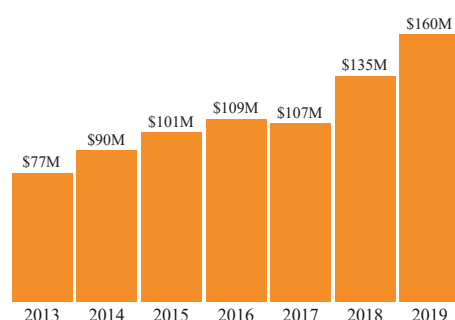
DRG Hospitals % Change



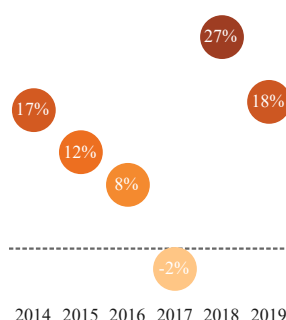
Key Insights:

- Medicare Underpayment from DRG hospitals has increased by \$125 million (15%), compared to 2018
- An overall increase of 57% since 2013
- DRG hospitals make up 86% of Medicare Underpayment

Rural Hospitals



Rural Hospitals % Change



Key Insights:

- Medicaid Underpayment from rural hospitals has increased by \$25 million (18%), compared to 2018
- An overall increase of 155% since 2013
- Rural hospitals make up 14% of Medicare Underpayment

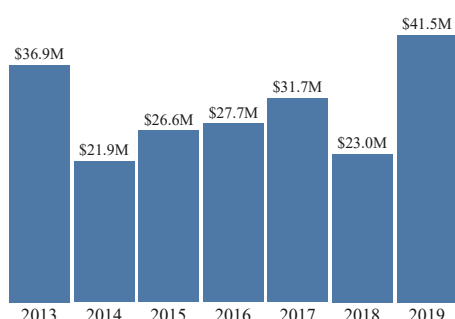
OREGON HOSPITAL COMMUNITY BENEFIT REPORT

2021

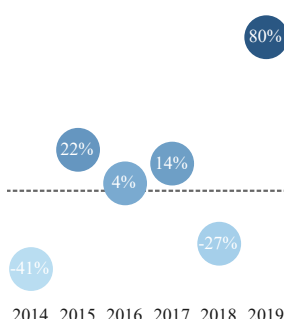
Other Public Programs Underpayment

The shortfall created when a facility receives payments that are less than the cost of caring for public program beneficiaries. This payment shortfall is not the same as a contractual allowance, which is the full difference between charges and government payments. It does not include any shortfall that results from inefficiency or poor management.

All Hospitals



All Hospitals % Change



Key Insights:

- Other Public Programs Underpayment has increased by \$18.5 million (80%), compared to 2018
- An overall increase of 13% since 2013
- Other Public Programs Underpayment makes up 2.5% of Total Community Benefit

System	FY 2013	FY 2014	FY 2015	FY 2016	FY 2017	FY 2018	FY 2019
Adventist	\$0	\$0	\$0	\$0	\$0	\$0	\$0
Asante	\$2,954,262	\$3,031,060	\$3,111,510	\$3,880,703	\$5,066,876	\$3,775,339	\$3,643,629
Capella Healthcare	\$91,569	\$148,836	\$97,659	\$95,885	\$52,707	\$0	\$63,048
Catholic Health Initiatives	\$0	\$0	\$0	\$0	\$0	\$0	\$0
Independent Hospitals	\$542,841	\$796,693	\$810,490	\$458,698	\$77,193	\$660,835	\$1,482,788
Kaiser Permanente Northwest	\$0	\$0	\$0	\$0	\$0	\$0	\$0
Legacy Health	\$1,788,335	\$946,268	\$2,023,346	\$1,806,213	\$1,662,719	\$2,496,439	\$4,610,344
Oregon Health & Science University	\$944,122	\$714,600	\$87,939	\$41,761	\$3,597	\$4,861	\$161,553
PeaceHealth	\$0	\$0	\$0	\$0	\$0	\$0	\$0
Providence Health & Services	\$3,578,000	\$6,887,426	\$9,404,955	\$9,877,969	\$9,687,266	\$0	\$13,688,080
Saint Alphonsus Health System	\$64,778	\$0	\$273,420	\$0	\$0	\$0	\$0
Salem Health	\$2,112,934	\$1,623,542	\$2,121,075	\$2,811,896	\$2,718,892	\$2,787,767	\$2,477,772
Samaritan Health Services	\$2,141,421	\$1,423,341	\$1,330,854	\$2,146,121	\$3,402,511	\$4,448,254	\$5,042,535
Shriners Hospital for Children	\$0	\$0	\$0	\$0	\$0	\$0	\$0
St. Charles Health System	\$22,661,589	\$6,313,777	\$7,361,557	\$6,596,871	\$9,046,235	\$8,847,062	\$10,373,956
Grand Total	\$36,879,851	\$21,885,543	\$26,622,805	\$27,716,117	\$31,717,996	\$23,020,556	\$41,543,705

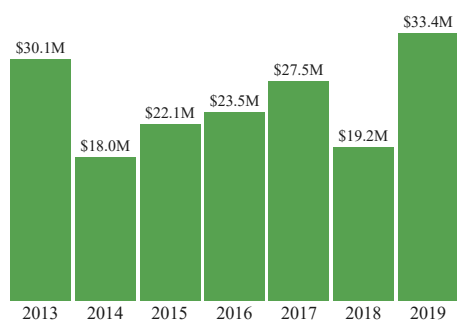
OREGON HOSPITAL COMMUNITY BENEFIT REPORT

2021

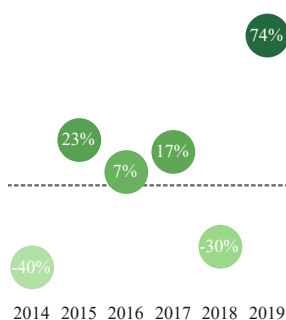
Other Public Programs Underpayment - DRG & Rural Hospitals

The shortfall created when a facility receives payments that are less than the cost of caring for public program beneficiaries. This payment shortfall is not the same as a contractual allowance, which is the full difference between charges and government payments. It does not include any shortfall that results from inefficiency or poor management.

DRG Hospitals



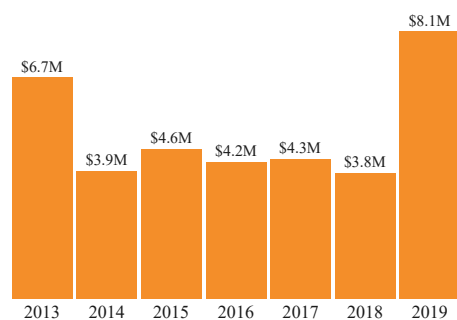
DRG Hospitals % Change



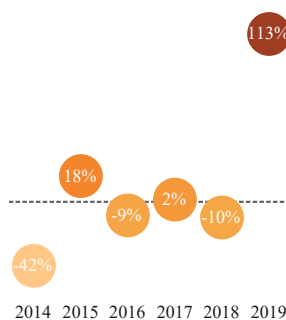
Key Insights:

- Other Public Programs Underpayment from DRG hospitals have increased by \$14.2 million (74%), compared to 2018
- An overall increase of 11% since 2013
- DRG hospitals make up 80% of Other Public Programs Underpayment

Rural Hospitals



Rural Hospitals % Change



Key Insights:

- Other Public Programs Underpayment from rural hospitals has increased by \$4.3 million (113%), compared to 2018
- An overall increase of 20% since 2013
- Rural hospitals make up 20% of Other Public Programs Underpayment

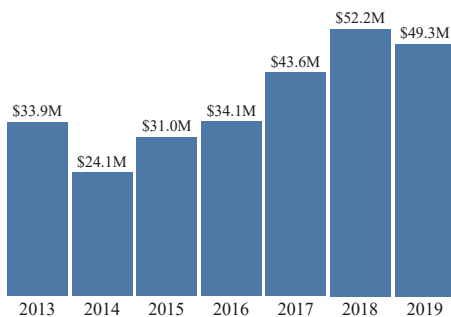
OREGON HOSPITAL COMMUNITY BENEFIT REPORT

2021

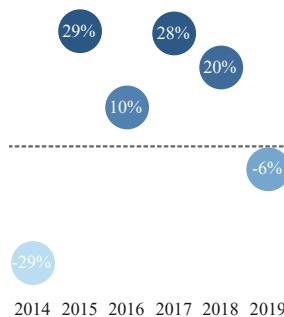
Community Health Improvement Services

Includes school health-education programs, web-based consumer health information, and work site health education programs.

All Hospitals



All Hospitals % Change



Key Insights:

- Community Health Improvement Services have decreased by \$2.9 million (-6%), compared to 2018
- An overall increase of 45% since 2013
- Community Health Improvement Services make up 3% of Total Community Benefit

System	FY 2013	FY 2014	FY 2015	FY 2016	FY 2017	FY 2018	FY 2019
Adventist	\$3,175,433	\$1,046,487	\$1,270,871	\$1,783,552	\$5,187,372	\$6,721,651	\$5,309,537
Asante	\$1,260,231	\$2,082,175	\$3,279,054	\$3,958,037	\$3,767,113	\$3,394,890	\$4,041,769
Capella Healthcare	\$44,677	\$87,669	\$68,547	\$82,556	\$89,771	\$105,684	\$78,019
Catholic Health Initiatives	\$261,689	\$846,665	\$1,011,706	\$913,333	\$1,105,827	\$1,169,940	\$1,884,667
Independent Hospitals	\$1,690,130	\$2,896,301	\$4,090,342	\$5,080,501	\$4,237,065	\$6,022,703	\$4,897,912
Kaiser Permanente Northwest	\$1,115,266	\$1,541,819	\$1,781,085	\$2,933,857	\$5,640,009	\$6,757,452	\$6,985,286
Legacy Health	\$2,548,464	\$2,504,860	\$1,651,449	\$1,580,179	\$1,293,775	\$3,609,066	\$3,601,098
Oregon Health & Science University	\$4,943,887	\$4,952,121	\$6,762,602	\$5,512,584	\$10,175,673	\$11,513,570	\$12,845,569
PeaceHealth	\$1,514,324	\$697,222	\$694,394	\$830,611	\$700,027	\$424,654	\$458,977
Providence Health & Services	\$11,342,018	\$3,505,898	\$3,952,110	\$4,937,697	\$4,885,502	\$6,398,292	\$3,923,339
Saint Alphonsus Health System	\$23,594	\$86,399	\$111,514	\$129,869	\$145,513	\$129,802	\$245,452
Salem Health	\$3,357,603	\$2,213,265	\$3,095,477	\$3,351,603	\$2,665,226	\$2,652,364	\$1,521,720
Samaritan Health Services	\$1,571,751	\$1,118,858	\$1,318,469	\$1,590,656	\$2,580,715	\$2,456,938	\$2,960,698
Shriners Hospital for Children	\$318,981	\$334,156	\$441,586	\$553,633	\$560,374	\$500,006	\$173,540
St. Charles Health System	\$765,694	\$193,921	\$1,500,582	\$815,689	\$610,904	\$382,258	\$369,118
Grand Total	\$33,933,742	\$24,107,816	\$31,029,788	\$34,054,357	\$43,644,866	\$52,239,270	\$49,296,701

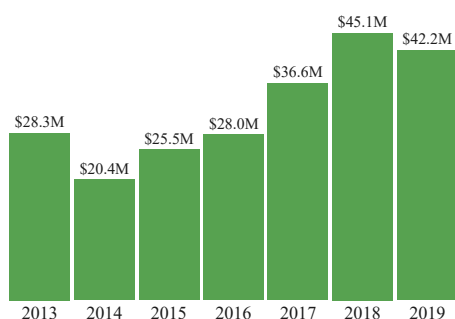
OREGON HOSPITAL COMMUNITY BENEFIT REPORT

2021

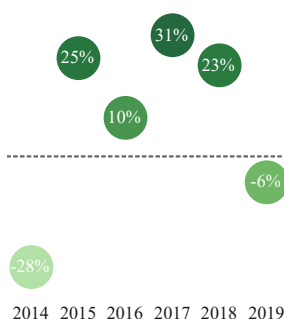
Community Health Improvement Services - DRG & Rural Hospitals

Includes school health-education programs, web-based consumer health information, and work site health education programs.

DRG Hospitals



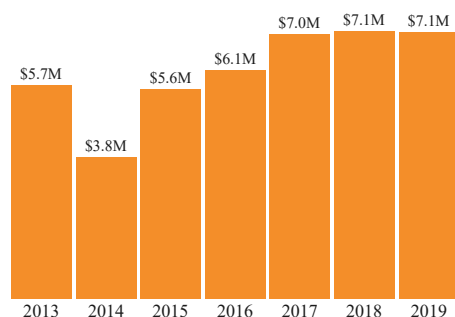
DRG Hospitals % Change



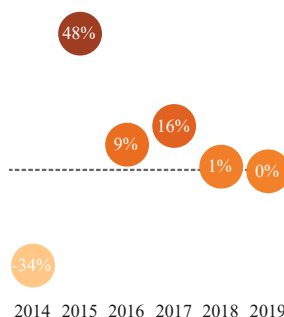
Key Insights:

- Community Health Improvement Services from DRG hospitals have decreased by \$2.9 million (-6%), compared to 2018
- An overall increase of 58% since 2013
- DRG hospitals make up 86% of Community Health Improvement Services

Rural Hospitals



Rural Hospitals % Change



Key Insights:

- Community Health Improvement Services from rural hospitals have decreased by \$33K (-0.47%), compared to 2018
- An overall increase of 24% since 2013
- Rural hospitals make up 24% of Community Health Improvement Services

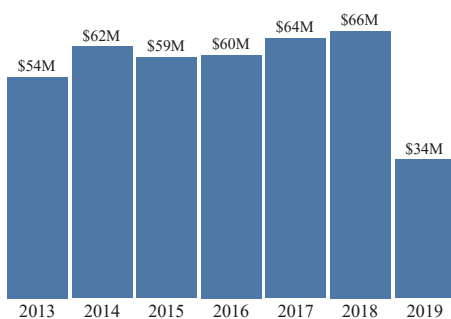
OREGON HOSPITAL COMMUNITY BENEFIT REPORT

2021

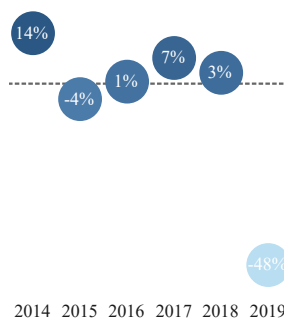
Research

Includes clinical and community health research, as well as studies on health care delivery that are shared with others outside the organization.

All Hospitals



All Hospitals % Change



Key Insights:

- Research has dropped steeply from prior years
- Research decreased by \$32.7 million (-48%), compared to 2018
- An overall decrease of 37% since 2013
- Research makes up 2% of Total Community Benefit

System	FY 2013	FY 2014	FY 2015	FY 2016	FY 2017	FY 2018	FY 2019
Adventist	\$46,945	\$13,026	\$15,543	\$21,132	\$170,173	\$0	\$8,476
Asante	\$176,040	\$231,518	\$270,710	\$212,679	\$0	\$0	\$2,239
Capella Healthcare	\$0	\$0	\$0	\$0	\$0	\$0	\$0
Catholic Health Initiatives	\$0	\$0	\$0	\$0	\$0	\$0	\$0
Independent Hospitals	\$26,556	\$15,200	\$15,651	\$94,870	\$3,862	\$0	\$6,346
Kaiser Permanente Northwest	\$4,943,188	\$5,708,463	\$5,221,707	\$6,858,241	\$7,658,216	\$8,297,703	\$6,644,078
Legacy Health	\$3,694,464	\$3,590,778	\$3,556,144	\$3,707,108	\$3,740,246	\$3,962,939	\$4,353,812
Oregon Health & Science University	\$31,962,265	\$32,921,133	\$33,908,767	\$31,998,975	\$34,366,530	\$35,885,482	\$7,965,600
PeaceHealth	\$0	\$0	\$101,046	\$0	\$0	\$0	\$0
Providence Health & Services	\$10,312,562	\$13,712,832	\$14,891,035	\$11,817,638	\$13,198,247	\$13,240,410	\$11,956,750
Saint Alphonsus Health System	\$0	\$0	\$0	\$0	\$0	\$0	\$0
Salem Health	\$977,006	\$1,901,005	\$219,119	\$307,229	\$234,061	\$129,847	\$188,759
Samaritan Health Services	\$633,268	\$754,251	\$542,184	\$534,472	\$747,644	\$753,713	\$449,450
Shriners Hospital for Children	\$1,632,499	\$2,925,305	\$547,509	\$4,117,113	\$3,692,553	\$3,417,544	\$2,389,098
St. Charles Health System	\$0	\$0	\$0	\$0	\$1,757	\$36,375	\$51,642
Grand Total	\$54,404,793	\$61,773,511	\$59,289,415	\$59,669,457	\$63,813,289	\$65,724,013	\$34,016,250

OREGON HOSPITAL COMMUNITY BENEFIT REPORT

2021

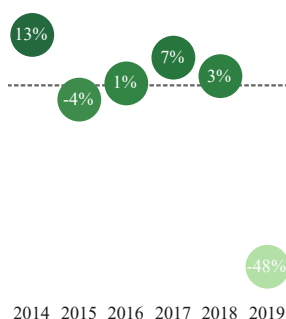
Research - DRG & Rural Hospitals

Includes clinical and community health research, as well as studies on health care delivery that are shared with others outside the organization.

DRG Hospitals



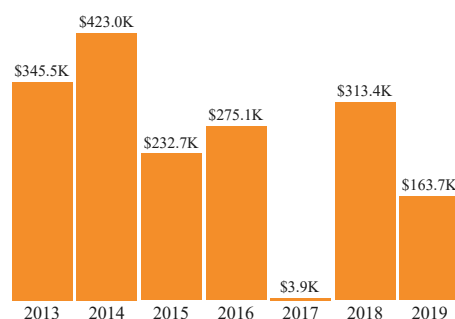
DRG Hospitals % Change



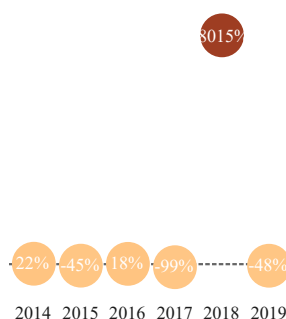
Key Insights:

- Research from DRG hospitals has dropped steeply from prior years
- Research from DRG hospitals decreased by \$31.6 million (-48%), compared to 2018
- An overall decrease of 37% since 2013
- DRG hospitals make up 99.5% of Research

Rural Hospitals



Rural Hospitals % Change



Key Insights:

- Research from rural hospital has dropped steeply from prior years
- Research from rural hospitals decreased by \$150K (-48%), compared to 2018
- An overall decrease of 53% since 2013
- Rural hospitals make up 0.5% of Research

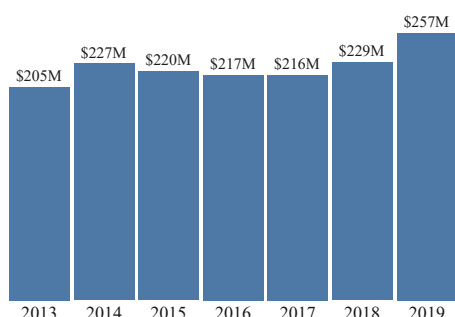
OREGON HOSPITAL COMMUNITY BENEFIT REPORT

2021

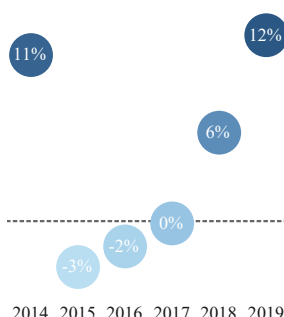
Health Professions Education

Helping to prepare future health care professionals is a distinguishing characteristic of not-for-profit health care and constitutes a significant community benefit. Includes costs of activities such as a clinical setting for undergraduate training, internships, clerkships, residencies, residency education, and continuing medical education (CME) offered to physicians outside of the medical staff on subjects for which the organization has special expertise.

All Hospitals



All Hospitals % Change



Key Insights:

- Health Professions Education has increased by \$28 million (12%), compared to 2018
- An overall increase of 26% since 2013
- Health Professions Education makes up 16% of Total Community Benefit

System	FY 2013	FY 2014	FY 2015	FY 2016	FY 2017	FY 2018	FY 2019
Adventist	\$497,861	\$499,965	\$757,470	\$1,116,543	\$437,361	\$511,763	\$656,998
Asante	\$19,710	\$5,951	\$107,500	\$26,550	\$2,547,301	\$2,993,057	\$3,088,893
Capella Healthcare	\$0	\$876,024	\$1,269,748	\$664,977	\$773,963	\$607,211	\$725,582
Catholic Health Initiatives	\$179,966	\$251,774	\$302,690	\$239,176	\$247,415	\$216,096	\$637,718
Independent Hospitals	\$3,770,799	\$3,984,042	\$4,538,846	\$5,909,005	\$6,582,103	\$6,322,294	\$6,632,263
Kaiser Permanente Northwest	\$2,846,576	\$2,808,211	\$3,048,142	\$3,541,420	\$3,917,115	\$4,257,307	\$4,628,334
Legacy Health	\$12,194,547	\$13,478,492	\$12,847,706	\$12,233,603	\$13,391,359	\$12,002,440	\$12,828,907
Oregon Health & Science University	\$151,337,285	\$168,686,373	\$163,671,953	\$162,176,331	\$158,980,546	\$161,731,254	\$177,686,997
PeaceHealth	\$0	\$90,283	\$4,672	\$0	\$0	\$0	\$0
Providence Health & Services	\$19,649,123	\$19,541,567	\$16,549,719	\$14,935,675	\$17,605,191	\$24,950,603	\$31,259,854
Saint Alphonsus Health System	\$53,465	\$30,042	\$13,210	\$51,892	\$108,627	\$122,420	\$101,629
Salem Health	\$1,853,057	\$1,045,318	\$1,677,785	\$1,774,070	\$1,451,222	\$2,026,063	\$1,567,955
Samaritan Health Services	\$10,119,973	\$12,572,092	\$12,517,076	\$11,496,188	\$8,507,330	\$10,644,848	\$14,756,894
Shriners Hospital for Children	\$1,353,084	\$2,508,496	\$2,137,654	\$1,421,269	\$1,356,679	\$1,813,053	\$1,817,112
St. Charles Health System	\$767,230	\$655,973	\$758,988	\$972,292	\$354,280	\$680,053	\$520,669
Grand Total	\$204,642,676	\$227,034,603	\$220,203,159	\$216,558,991	\$216,260,492	\$228,878,462	\$256,909,805

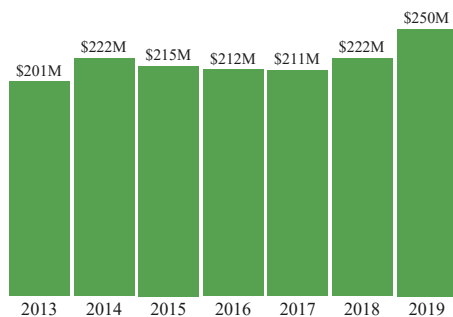
OREGON HOSPITAL COMMUNITY BENEFIT REPORT

2021

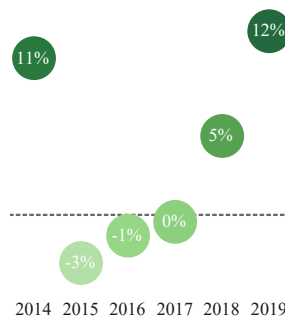
Health Professions Education - DRG & Rural Hospitals

Helping to prepare future health care professionals is a distinguishing characteristic of not-for-profit health care and constitutes a significant community benefit. Includes costs of activities such as a clinical setting for undergraduate training, internships, clerkships, residencies, residency education, and continuing medical education (CME) offered to physicians outside of the medical staff on subjects for which the organization has special expertise.

DRG Hospitals



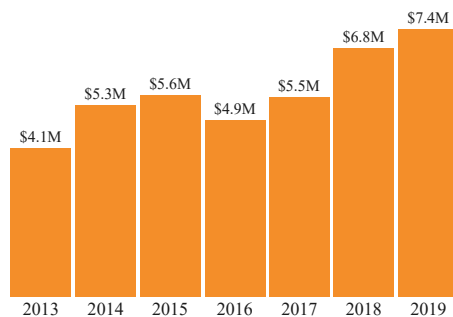
DRG Hospitals % Change



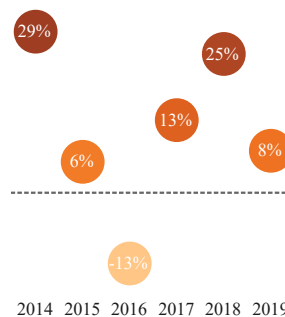
Key Insights:

- Health Professions Education from DRG hospitals has increased by \$27.5 million (12%), compared to 2018
- An overall increase of 24% since 2013
- DRG hospitals make up 97% of Health Professions Education

Rural Hospitals



Rural Hospitals % Change



Key Insights:

- Health Professions Education from rural hospitals has increased by \$513K (8%), compared to 2018
- An overall increase of 80% since 2013
- Rural hospitals make up 3% of Health Professions Education

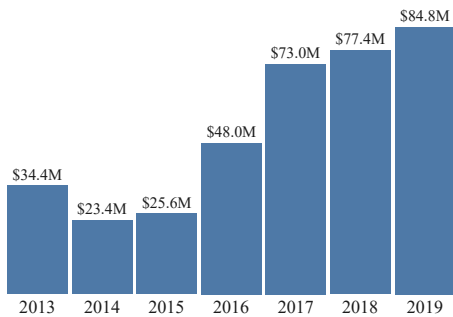
OREGON HOSPITAL COMMUNITY BENEFIT REPORT

2021

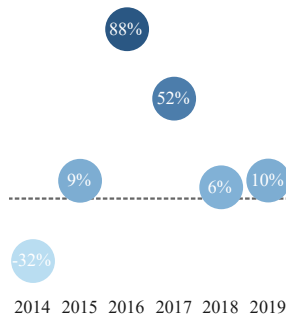
Subsidized Health Services

Includes services or care provided by physician clinics and skilled nursing facilities if such clinics or facilities satisfy the general criteria for subsidized health services.

All Hospitals



All Hospitals % Change



Key Insights:

- Subsidized Health Services has increased by \$7.4 million (10%), compared to 2018
- An overall increase of 147% since 2013
- Subsidized Health Services makes up 5% of Total Community Benefit

System	FY 2013	FY 2014	FY 2015	FY 2016	FY 2017	FY 2018	FY 2019
Adventist	\$3,119,232	\$1,193,545	\$0	\$1,323,749	\$243,458	\$523,574	\$666,421
Asante	\$6,680,595	\$273,743	\$664,560	\$2,410,497	\$3,882,182	\$4,882,890	\$0
Capella Healthcare	\$0	\$0	\$0	\$3,568,021	\$3,481,152	\$3,185,957	\$3,866,629
Catholic Health Initiatives	\$0	\$2,145	\$1,205	\$549,668	\$644,104	\$631,856	\$578,741
Independent Hospitals	\$9,174,025	\$10,093,127	\$8,750,921	\$16,524,005	\$36,544,115	\$35,980,716	\$38,728,063
Kaiser Permanente Northwest	\$0	\$0	\$0	\$0	\$0	\$0	\$0
Legacy Health	\$183,506	\$0	\$0	\$0	\$0	\$0	\$0
Oregon Health & Science University	\$114,688	\$125,158	\$348,565	\$353,278	\$385,952	\$445,518	\$315,283
PeaceHealth	\$100,365	\$55,787	\$4,392	\$135,314	\$91,920	\$3,215,778	\$2,912,325
Providence Health & Services	\$4,656,086	\$4,041,381	\$4,996,054	\$7,714,398	\$8,198,342	\$5,659,839	\$7,560,368
Saint Alphonsus Health System	\$0	\$73,330	\$147,497	\$0	\$0	\$3,999	\$0
Salem Health	\$4,791,072	\$2,622,869	\$6,389,259	\$9,387,996	\$11,970,034	\$12,860,420	\$18,943,374
Samaritan Health Services	\$5,433,062	\$4,532,848	\$4,278,603	\$6,076,945	\$7,547,364	\$10,033,294	\$11,271,209
Shriners Hospital for Children	\$0	\$0	\$0	\$0	\$0	\$0	\$0
St. Charles Health System	\$137,690	\$355,715	\$0	\$0	\$0	\$0	\$0
Grand Total	\$34,390,321	\$23,369,648	\$25,581,056	\$48,043,871	\$72,988,623	\$77,423,841	\$84,842,413

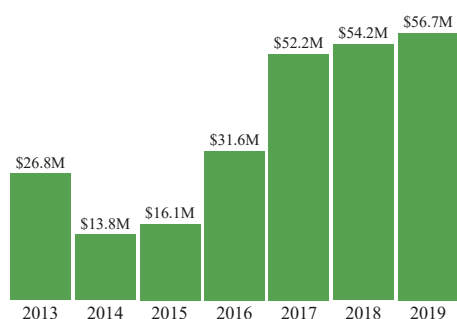
OREGON HOSPITAL COMMUNITY BENEFIT REPORT

2021

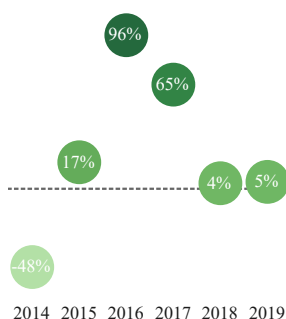
Subsidized Health Services - DRG & Rural Hospitals

Includes services or care provided by physician clinics and skilled nursing facilities if such clinics or facilities satisfy the general criteria for subsidized health services.

DRG Hospitals



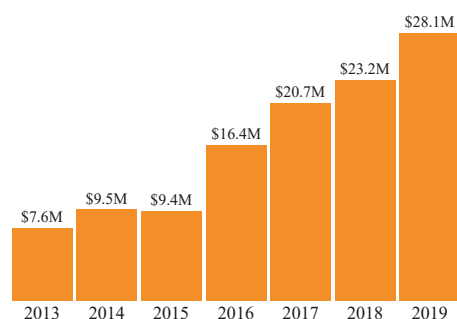
DRG Hospitals % Change



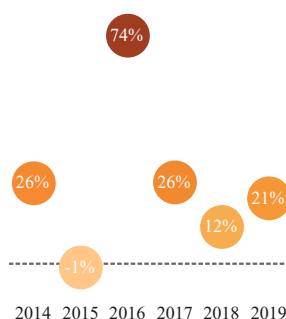
Key Insights:

- Subsidized Health Services from DRG hospitals has increased by \$2.5 million (5%), compared to 2018
- An overall increase of 111% since 2013
- DRG hospitals make up 67% of Subsidized Health Services

Rural Hospitals



Rural Hospitals % Change



Key Insights:

- Subsidized Health Services from rural hospitals has increased by \$4.9 million (21%), compared to 2018
- An overall increase of 272% since 2013
- Rural hospitals make up 33% of Subsidized Health Services

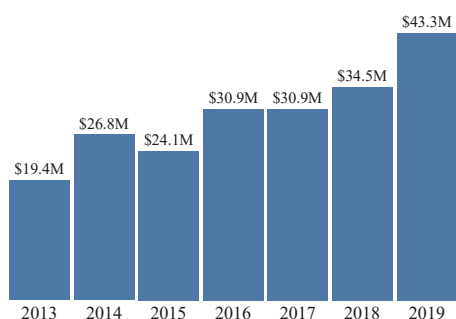
OREGON HOSPITAL COMMUNITY BENEFIT REPORT

2021

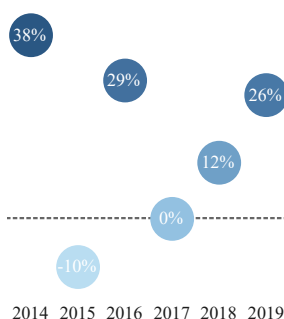
Cash and In-Kind Contributions

Includes funds and in-kind services donated to individuals or the community at large. In-kind services include hours donated by staff to the community while on health care organization work time, overhead expenses of space donated to not-for-profit community groups (such as for meetings), and donation of food, equipment, and supplies.

All Hospitals



All Hospitals % Change



Key Insights:

- Cash and In-Kind Contributions have increased by \$8.8 million (26%), compared to 2018
- An overall increase of 122% since 2013
- Cash and In-Kind Contributions make up 2.7% of Total Community Benefit

System	FY 2013	FY 2014	FY 2015	FY 2016	FY 2017	FY 2018	FY 2019
Adventist	\$368,678	\$285,476	\$157,728	\$188,689	\$175,232	\$144,240	\$122,657
Asante	\$126,094	\$220,875	\$203,986	\$79,911	\$1,022,024	\$967,446	\$953,814
Capella Healthcare	\$1,002,308	\$1,043,705	\$1,059,052	\$1,131,596	\$1,200,259	\$1,291,099	\$1,927,252
Catholic Health Initiatives	\$434,192	\$412,942	\$462,614	\$622,933	\$676,192	\$843,286	\$630,825
Independent Hospitals	\$1,550,693	\$2,009,396	\$2,747,787	\$4,237,072	\$4,807,601	\$6,430,103	\$6,749,955
Kaiser Permanente Northwest	\$6,228,567	\$10,159,163	\$7,017,192	\$10,915,991	\$7,176,813	\$6,188,879	\$13,080,910
Legacy Health	\$1,048,568	\$1,399,774	\$1,496,581	\$1,533,674	\$2,472,067	\$3,155,652	\$2,786,156
Oregon Health & Science University	\$281,499	\$713,629	\$763,557	\$958,509	\$742,269	\$698,857	\$653,254
PeaceHealth	\$672,912	\$550,708	\$1,357,514	\$661,891	\$742,570	\$830,263	\$1,016,169
Providence Health & Services	\$3,687,118	\$6,363,098	\$4,540,678	\$5,739,881	\$6,703,835	\$8,686,888	\$9,521,827
Saint Alphonsus Health System	\$48,531	\$142,559	\$271,686	\$35,512	\$32,969	\$23,451	\$26,107
Salem Health	\$567,213	\$432,852	\$525,018	\$660,625	\$1,043,932	\$763,624	\$428,106
Samaritan Health Services	\$2,525,057	\$2,296,831	\$2,495,769	\$2,706,512	\$3,071,120	\$3,042,392	\$3,156,724
Shriners Hospital for Children	\$16,400	\$17,750	\$118,631	\$240,543	\$55,090	\$283,937	\$354,615
St. Charles Health System	\$858,696	\$732,085	\$858,881	\$1,236,136	\$991,027	\$1,122,065	\$1,861,335
Grand Total	\$19,416,526	\$26,780,843	\$24,076,674	\$30,949,475	\$30,913,000	\$34,472,182	\$43,269,706

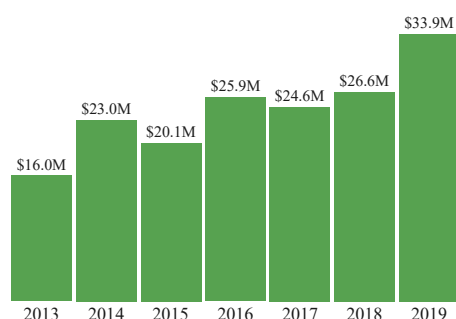
OREGON HOSPITAL COMMUNITY BENEFIT REPORT

2021

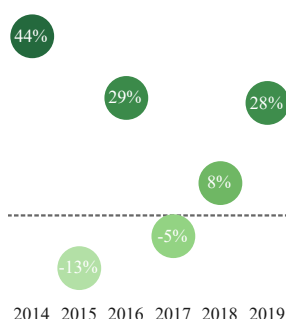
Cash and In-Kind Contributions - DRG & Rural Hospitals

Includes funds and in-kind services donated to individuals or the community at large. In-kind services include hours donated by staff to the community while on health care organization work time, overhead expenses of space donated to not-for-profit community groups (such as for meetings), and donation of food, equipment, and supplies.

DRG Hospitals



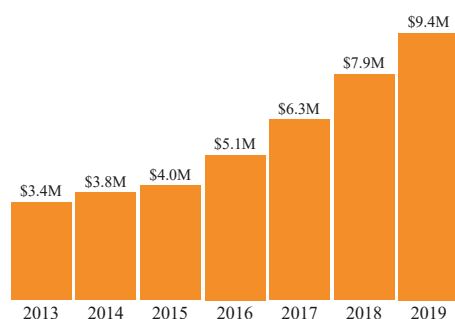
DRG Hospitals % Change



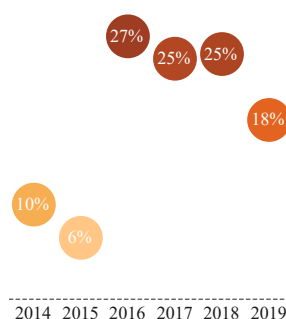
Key Insights:

- Cash and In-Kind Contributions from DRG hospitals have increased by \$7.3 million (28%), compared to 2018
- An overall increase of 126% since 2013
- DRG hospitals make up 78% of Cash and In-Kind Contributions

Rural Hospitals



Rural Hospitals % Change



Key Insights:

- Cash and In-Kind Contributions from rural hospitals have increased by \$1.4 million (18%), compared to 2018
- An overall increase of 111% since 2013
- Rural hospitals make up 22% of Cash and In-Kind Contributions

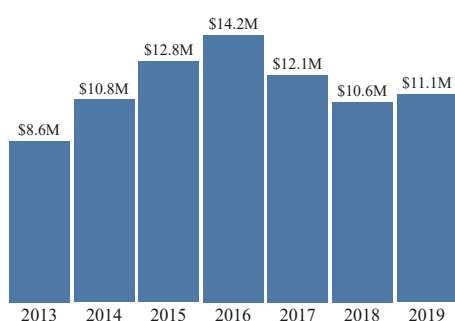
OREGON HOSPITAL COMMUNITY BENEFIT REPORT

2021

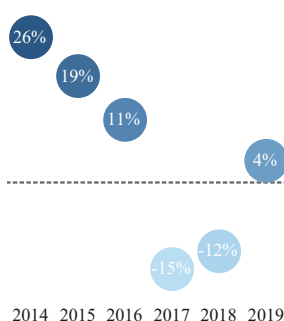
Community Building Activities

Includes programs that, while not directly related to health care, provide opportunities to address the root causes of health problems, such as poverty, homelessness, and environmental problems. These activities support community assets by offering the expertise and resources of the health care organization. Costs for these activities include cash, in-kind donations, and budgeted expenditures for the development of a variety of community health programs and partnerships.

All Hospitals



All Hospitals % Change



Key Insights:

- Community Building Activities have increased by \$418K (4%), compared to 2018
- An overall increase of 29% since 2013
- Community Building Activities makes up 0.7% of Total Community Benefit

System	FY 2013	FY 2014	FY 2015	FY 2016	FY 2017	FY 2018	FY 2019
Adventist	\$200,345	\$2,356,533	\$3,800,414	\$3,282,804	\$712,825	\$313,319	\$53,844
Asante	\$55,178	\$38,571	\$186,815	\$367,568	\$107,479	\$12,475	\$35,432
Capella Healthcare	\$0	\$0	\$0	\$10,131	\$6,254	\$2,317	\$34,238
Catholic Health Initiatives	\$869,988	\$836,395	\$579,692	\$286,513	\$687,841	\$313,483	\$274,619
Independent Hospitals	\$1,713,381	\$1,728,514	\$1,465,711	\$2,197,453	\$1,997,962	\$1,825,787	\$2,252,152
Kaiser Permanente Northwest	\$0	\$0	\$0	\$0	\$0	\$0	\$0
Legacy Health	\$704,535	\$799,865	\$1,128,710	\$603,247	\$343,719	\$378,227	\$256,132
Oregon Health & Science University	\$1,484,828	\$1,513,383	\$1,618,467	\$1,948,666	\$1,476,204	\$1,779,446	\$1,472,154
PeaceHealth	\$51,183	\$0	\$255,377	\$9,058	\$378,547	\$508,257	\$1,195,473
Providence Health & Services	\$834,198	\$756,691	\$988,568	\$918,954	\$783,079	\$670,100	\$716,343
Saint Alphonsus Health System	\$257,650	\$20,830	\$33,246	\$19,436	\$4,620	\$19,139	\$18,372
Salem Health	\$908,376	\$1,308,975	\$1,336,925	\$2,488,178	\$2,974,758	\$2,233,672	\$2,170,297
Samaritan Health Services	\$1,150,393	\$1,062,743	\$1,166,888	\$1,758,954	\$2,322,941	\$2,298,043	\$2,255,267
Shriners Hospital for Children	\$168,824	\$145,748	\$22,743	\$21,329	\$24,058	\$12,947	\$1,980
St. Charles Health System	\$178,563	\$203,964	\$211,045	\$303,201	\$255,904	\$268,336	\$317,125
Grand Total	\$8,577,442	\$10,772,212	\$12,794,601	\$14,215,492	\$12,076,191	\$10,635,548	\$11,053,428

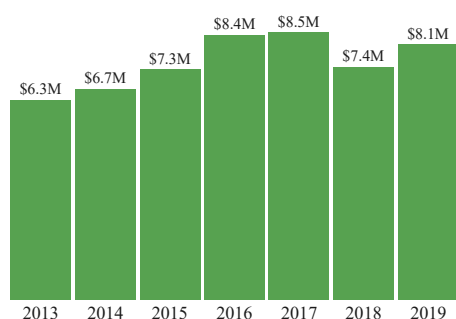
OREGON HOSPITAL COMMUNITY BENEFIT REPORT

2021

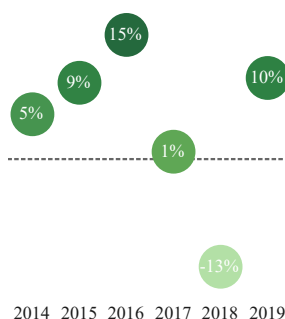
Community Building Activities - DRG & Rural Hospitals

Includes programs that, while not directly related to health care, provide opportunities to address the root causes of health problems, such as poverty, homelessness, and environmental problems. These activities support community assets by offering the expertise and resources of the health care organization. Costs for these activities include cash, in-kind donations, and budgeted expenditures for the development of a variety of community health programs and partnerships.

DRG Hospitals



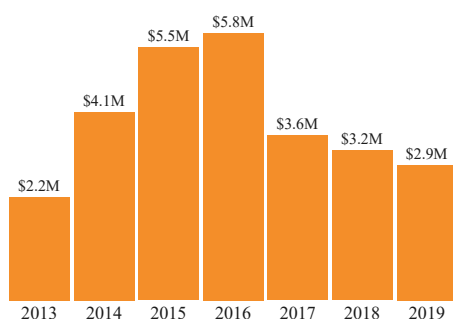
DRG Hospitals % Change



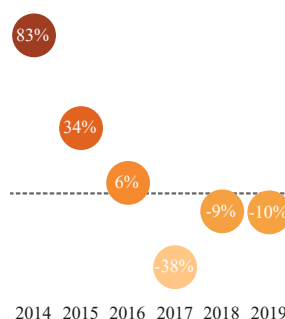
Key Insights:

- Community Building Activities from DRG hospitals have increased by \$732K (10%), compared to 2018
- An overall increase of 28% since 2013
- DRG hospitals make up 73% of Community Building Activities

Rural Hospitals



Rural Hospitals % Change



Key Insights:

- Community Building Activities from rural hospitals have decreased by \$314K (-10%), compared to 2018
- An overall increase of 31% since 2013
- Rural hospitals make up 27% of Community Building Activities

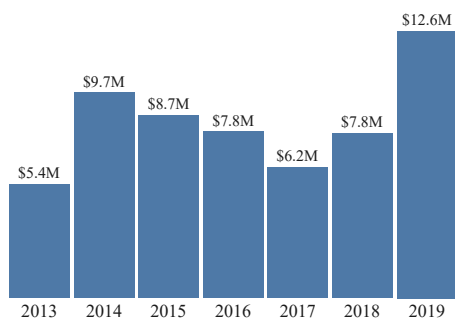
OREGON HOSPITAL COMMUNITY BENEFIT REPORT

2021

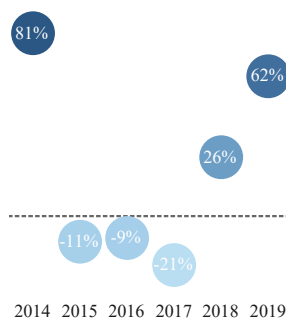
Community Benefit Operations

Includes costs associated with dedicated staff and community health needs and/or assets assessment, as well as other costs associated with community benefit strategy and operations.

All Hospitals



All Hospitals % Change



Key Insights:

- Community Benefit Operations have increased by \$4.8 million (62%), compared to 2018
- An overall increase of 135% since 2013
- Community Benefit Operations makes up 0.8% of Total Community Benefit

System	FY 2013	FY 2014	FY 2015	FY 2016	FY 2017	FY 2018	FY 2019
Adventist	\$138,271	\$87,190	\$85,637	\$121,749	\$160,898	\$33,179	\$168,725
Asante	\$696,861	\$3,684,596	\$3,045,665	\$815,967	\$143,376	\$650,736	\$1,819,397
Capella Healthcare	\$0	\$0	\$0	\$571	\$665	\$753	\$882
Catholic Health Initiatives	\$7,533	\$5,227	\$6,107	\$8,172	\$12,886	\$14,708	\$15,050
Independent Hospitals	\$679,268	\$928,462	\$726,915	\$891,526	\$1,277,099	\$1,174,989	\$1,467,431
Kaiser Permanente Northwest	\$1,660,038	\$2,205,586	\$2,453,789	\$3,136,769	\$3,065,443	\$3,027,785	\$2,770,083
Legacy Health	\$292,041	\$21,932	\$27,118	\$0	\$0	\$0	\$0
Oregon Health & Science University	\$10,744	\$11,594	\$1,974	\$1,958	\$1,957	\$1,923	\$2,067
PeaceHealth	\$312,843	\$300,221	\$18,307	\$0	\$0	\$0	\$0
Providence Health & Services	\$714,996	\$1,283,670	\$1,523,047	\$2,018,227	\$787,353	\$2,013,753	\$3,512,546
Saint Alphonsus Health System	\$0	\$2,520	\$791	\$925	\$4,209	\$120,969	\$20,087
Salem Health	\$149,323	\$338,680	\$205,681	\$177,631	\$110,685	\$178,534	\$1,967,206
Samaritan Health Services	\$211,868	\$222,573	\$274,107	\$350,102	\$336,215	\$402,314	\$536,830
Shriners Hospital for Children	\$27,866	\$0	\$20,991	\$27,028	\$20,778	\$14,883	\$15,691
St. Charles Health System	\$473,300	\$637,255	\$269,479	\$297,445	\$254,688	\$165,467	\$341,320
Grand Total	\$5,374,952	\$9,729,506	\$8,659,608	\$7,848,070	\$6,176,252	\$7,799,993	\$12,637,315

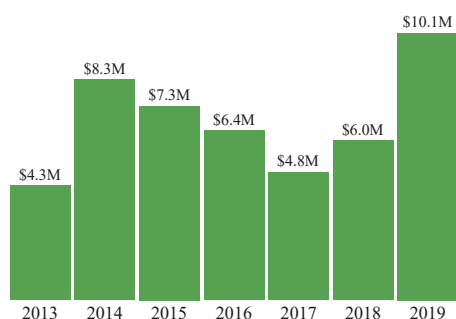
OREGON HOSPITAL COMMUNITY BENEFIT REPORT

2021

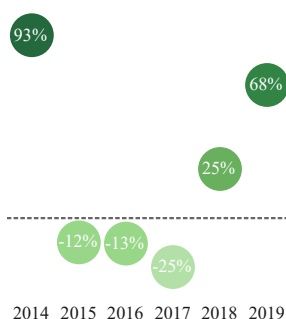
Community Benefit Operations - DRG & Rural Hospitals

Includes costs associated with dedicated staff and community health needs and/or assets assessment, as well as other costs associated with community benefit strategy and operations.

DRG Hospitals



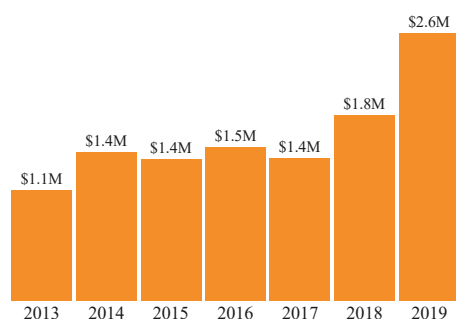
DRG Hospitals % Change



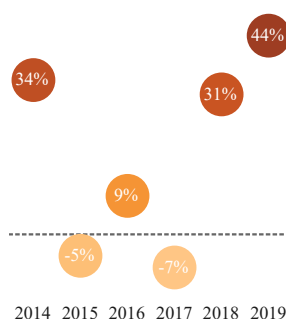
Key Insights:

- Community Benefit Operations from DRG hospitals have increased by \$4 million (68%), compared to 2018
- An overall increase of 134% since 2013
- DRG hospitals make up 80% of Community Benefit Operations

Rural Hospitals



Rural Hospitals % Change



Key Insights:

- Community Benefit Operations from rural hospitals have increased by \$781K (44%), compared to 2018
- An overall increase of 141% since 2013
- Rural hospitals make up 20% of Community Benefit Operations

OREGON HOSPITAL COMMUNITY BENEFIT REPORT

2021

APPENDIX - Detailed Data by Hospital

Total Community Benefit

	Hospital Name	FY 2014	FY 2015	FY 2016	FY 2017	FY 2018	FY 2019
DRG Hospitals	OHSU Hospital	\$288,711,424	\$272,218,716	\$286,529,061	\$320,591,283	\$324,066,210	\$340,697,269
	Legacy Emanuel Med Ctr	\$111,295,684	\$111,374,584	\$129,093,264	\$148,306,308	\$161,404,931	\$169,273,893
	Providence Portland Med Ctr	\$76,820,648	\$85,905,549	\$88,779,765	\$83,370,352	\$98,194,005	\$98,246,601
	Providence St Vincent Med Ctr	\$61,845,320	\$70,182,747	\$69,380,451	\$66,388,994	\$89,576,450	\$95,887,185
	Salem Hospital	\$56,696,640	\$62,708,556	\$75,624,314	\$69,406,026	\$75,020,089	\$89,616,310
	PeaceHealth Sacred Heart RB			\$73,653,216	\$57,312,975	\$58,821,489	\$83,335,446
	St Charles - Bend	\$52,030,281	\$46,525,490	\$51,204,196	\$56,557,093	\$71,665,235	\$60,207,549
	Asante Rogue Med Ctr	\$39,696,426	\$42,998,806	\$47,073,224	\$53,645,809	\$55,778,054	\$54,910,530
	Kaiser Sunnyside Med Ctr	\$33,877,436	\$38,317,780	\$41,028,837	\$42,241,635	\$52,005,390	\$54,256,630
	Good Samaritan Regional Med Ctr	\$32,927,640	\$36,498,803	\$43,304,124	\$43,568,968	\$47,165,841	\$51,605,562
	Adventist Portland	\$23,275,373	\$15,771,997	\$17,059,289	\$27,068,831	\$24,342,309	\$29,704,953
	Legacy Good Samaritan Med Ctr	\$29,549,157	\$29,762,119	\$34,034,228	\$36,786,009	\$34,862,723	\$28,192,901
	Providence Medford Med Ctr	\$24,401,197	\$29,550,349	\$30,705,318	\$31,060,717	\$32,173,002	\$27,529,316
	Bay Area Hospital	\$14,493,565	\$20,495,708	\$21,132,001	\$27,018,015	\$28,524,554	\$26,468,140
	Providence Milwaukie Hospital	\$13,604,157	\$15,024,535	\$15,760,489	\$18,801,272	\$21,283,468	\$25,820,800
	McKenzie-Willamette Med Ctr	\$2,887,662	\$5,901,488	\$8,049,661	\$26,795,593	\$20,749,372	\$21,977,402
	Sky Lakes Med Ctr	\$15,223,823	\$30,316,108	\$24,029,890	\$25,789,371	\$26,041,853	\$21,790,414
	Asante Three Rivers	\$16,948,250	\$18,233,354	\$17,835,209	\$20,395,406	\$20,259,571	\$21,543,600
	Samaritan Albany Hospital	\$15,453,897	\$16,017,400	\$17,828,810	\$19,825,190	\$20,209,567	\$19,004,883
	Providence Willamette Falls	\$11,363,861	\$13,972,667	\$14,203,409	\$17,873,533	\$17,786,800	\$18,473,961
	Hillsboro Med Ctr	\$18,278,080	\$15,832,292	\$17,729,973	\$18,913,863	\$18,852,838	\$17,317,298
	Shriners	\$15,279,570	\$17,322,682	\$19,943,728	\$19,589,919	\$16,144,074	\$17,181,097
	Kaiser Westside Med Ctr	\$10,058,000	\$11,401,464	\$12,371,075	\$13,674,266	\$17,348,440	\$16,712,394
	PeaceHealth Sacred Heart UD			\$7,460,848	\$7,999,624	\$10,591,791	\$16,443,535
	Mercy Med Ctr	\$9,236,946	\$6,359,952	\$6,919,382	\$3,095,600	\$3,991,843	\$16,388,871
	Legacy Mt Hood Med Ctr	\$14,965,958	\$13,370,557	\$16,201,055	\$20,816,952	\$18,420,882	\$13,327,260
	Legacy Meridian Park Med Ctr	\$10,853,054	\$11,733,389	\$10,675,422	\$14,797,999	\$13,908,258	\$10,514,497
	PeaceHealth Sacred Heart Hospitals	\$72,382,650	\$72,027,975				
Type A Hospitals	Good Shepherd Med Ctr	\$8,915,152	\$4,979,708	\$12,601,174	\$14,333,435	\$13,748,722	\$19,185,821
	Grande Ronde Hospital	\$4,072,953	\$4,836,343	\$3,328,068	\$3,251,992	\$6,190,213	\$6,941,132
	St Alphonsus Med Ctr - Ontario	\$3,028,294	\$2,112,504	\$3,858,033	\$4,506,952	\$5,830,999	\$6,618,478
	Lake District Hospital	\$1,805,085	\$892,783	\$1,980,107	\$1,536,770	\$1,957,944	\$2,930,770
	Adventist Tillamook	\$6,023,101	\$8,047,447	\$5,521,074	\$3,872,320	\$5,415,037	\$4,721,421
	St Anthony Hospital	\$2,400,022	\$1,645,752	\$5,339,844	\$2,904,536	\$2,539,358	\$3,498,499
	Harney District Hospital	\$880,332	\$1,108,882	\$1,338,775	\$857,078	\$1,614,229	\$2,500,742
	Blue Mountain Hospital	\$383,894	\$106,026	\$660,640	\$1,040,527	\$1,040,527	\$2,398,920
	Wallowa Memorial Hospital	\$449,953	\$1,048,912	\$988,455	\$1,680,651	\$1,722,364	\$1,012,900
	Pioneer Memorial Hospital	\$668,540	\$668,977	\$744,638	\$632,339	\$965,149	\$898,459
	St Alphonsus Med Ctr - Baker City	\$2,247,552	\$1,486,116	\$1,448,246	\$749,839	\$850,322	\$472,186
	Curry General Hospital	\$1,160,619	\$292,460	\$360,360	\$517,821	\$333,120	\$420,980
	Legacy Silverton Med Ctr	\$5,056,685	\$2,132,476	\$5,112,604	\$8,018,121	\$32,292,538	\$31,192,129
Type B Hospitals	Willamette Valley Med Ctr	\$7,780,081	\$9,777,675	\$13,199,096	\$11,345,444	\$13,818,551	\$13,195,010
	Providence Newberg Med Ctr	\$3,754,804	\$5,298,823	\$4,948,608	\$8,143,735	\$7,969,412	\$9,395,340
	Columbia Memorial Hospital	\$5,371,224	\$4,303,854	\$2,030,834	\$2,616,891	\$1,863,499	\$7,554,615
	Providence Hood River Hospital	\$6,567,747	\$8,222,109	\$7,911,296	\$9,025,233	\$7,327,364	\$7,380,624
	Mid-Columbia Med Ctr	\$12,034,211	\$11,858,876	\$10,887,244	\$14,072,933	\$9,439,790	\$7,218,362
	Providence Seaside Hospital	\$2,159,560	\$4,083,690	\$5,154,906	\$7,743,225	\$3,516,712	\$7,017,313
	Samaritan Lebanon Hospital	\$6,163,649	\$6,481,218	\$6,912,704	\$10,560,864	\$10,162,021	\$6,767,700
	St Charles - Redmond	\$5,601,238	\$4,677,858	\$5,893,534	\$6,970,716	\$11,310,225	\$5,901,431
	Samaritan Pacific Comm Hospital	\$4,623,395	\$4,012,841	\$3,728,396	\$6,298,400	\$5,391,030	\$5,254,790
	Salem Health West Valley	\$2,525,402	\$2,755,010	\$2,919,805	\$3,277,131	\$4,279,194	\$5,216,137
	Samaritan North Lincoln Hospital	\$3,849,748	\$3,206,212	\$2,947,578	\$3,373,070	\$4,179,936	\$4,668,825
	Lower Umpqua Hospital	\$2,373,175	\$2,436,890	\$2,376,866	\$2,058,477	\$3,989,449	\$3,920,660
	St Charles - Prineville	\$3,486,820	\$1,994,682	\$2,405,801	\$3,212,288	\$4,835,686	\$3,793,639
	Santiam Memorial	\$3,816,216	\$2,353,630	\$2,939,396	\$2,076,426	\$3,812,146	\$3,295,430
	St Charles - Madras	\$6,573,237	\$5,687,180	\$5,518,950	\$6,712,725	\$7,741,640	\$3,063,727
	PeaceHealth Peace Harbor	\$2,083,830	\$761,293	\$540,855	\$836,565	\$1,212,569	\$2,318,476
	Asante Ashland	\$1,022,707	\$1,261,059	\$1,211,581	\$2,227,108	\$1,705,256	\$1,940,762
	PeaceHealth Cottage Grove	\$664,009	\$301,160	\$214,526	\$300,098	\$637,866	\$1,262,865
	Coquille Valley Hospital	\$877,371	\$1,014,723	\$2,628,188	\$1,529,146	\$842,803	\$1,140,021
	Southern Coos Hospital	\$376,027	\$1,333,124	\$1,039,502	\$863,948	\$729,390	\$787,727

OREGON HOSPITAL COMMUNITY BENEFIT REPORT

2021

APPENDIX - Detailed Data by Hospital

Charity Care

	Hospital Name	FY 2014	FY 2015	FY 2016	FY 2017	FY 2018	FY 2019
DRG Hospitals	OHSU Hospital	\$31,015,838	\$16,386,904	\$14,568,156	\$16,556,776	\$19,516,198	\$24,258,899
	Providence St Vincent Med Ctr	\$16,603,460	\$14,536,506	\$13,252,758	\$13,334,156	\$16,885,337	\$21,890,780
	Providence Portland Med Ctr	\$13,781,229	\$13,044,207	\$9,740,037	\$12,904,051	\$16,371,486	\$19,803,442
	Legacy Emanuel Med Ctr	\$30,831,175	\$11,139,320	\$14,555,897	\$20,693,604	\$20,030,772	\$19,315,888
	Salem Hospital	\$13,464,253	\$8,902,565	\$9,579,099	\$8,370,807	\$11,026,757	\$19,186,975
	PeaceHealth Sacred Heart RB			\$3,412,135	\$4,690,175	\$9,594,235	\$17,398,474
	St Charles - Bend	\$5,900,372	\$3,675,221	\$3,033,530	\$7,436,155	\$11,932,092	\$11,586,422
	Kaiser Sunnyside Med Ctr	\$4,321,056	\$8,406,130	\$7,167,350	\$8,404,632	\$11,385,390	\$11,509,286
	Adventist Portland	\$6,171,186	\$2,920,438	\$2,001,325	\$9,300,365	\$4,386,389	\$6,170,992
	Legacy Good Samaritan Med Ctr	\$10,743,827	\$3,954,509	\$4,098,243	\$6,341,424	\$6,130,245	\$6,024,673
	Providence Medford Med Ctr	\$4,677,839	\$4,139,265	\$4,705,035	\$4,700,833	\$5,309,189	\$5,858,631
	Legacy Mt Hood Med Ctr	\$7,364,617	\$3,378,822	\$4,175,277	\$5,836,194	\$6,240,023	\$5,672,222
	Good Samaritan Regional Med Ctr	\$3,289,527	\$4,342,632	\$4,478,117	\$4,534,007	\$5,356,279	\$4,859,536
	Providence Milwaukie Hospital	\$2,269,339	\$2,378,129	\$1,848,527	\$3,258,649	\$3,237,706	\$4,548,887
	Providence Willamette Falls	\$1,743,263	\$2,455,381	\$1,546,963	\$2,971,702	\$3,383,836	\$4,547,522
	Asante Rogue Med Ctr	\$7,332,577	\$3,653,384	\$4,147,199	\$5,298,883	\$4,893,445	\$4,473,154
	Kaiser Westside Med Ctr	\$1,100,743	\$2,978,215	\$2,461,008	\$3,432,329	\$4,322,010	\$4,431,474
	Shriners	\$4,551,457	\$2,654,429	\$1,871,400	\$1,745,067	\$1,629,152	\$4,301,398
	Legacy Meridian Park Med Ctr	\$5,784,878	\$2,166,491	\$2,374,950	\$4,824,352	\$4,817,173	\$4,252,378
	PeaceHealth Sacred Heart UD			\$729,568	\$1,096,820	\$2,193,080	\$4,159,454
	Sky Lakes Med Ctr	\$3,957,108	\$2,470,413	\$2,962,553	\$3,298,414	\$3,632,973	\$4,076,013
	Hillsboro Med Ctr	\$4,048,064	\$2,823,741	\$2,817,901	\$3,101,500	\$3,110,327	\$3,761,557
	Samaritan Albany Hospital	\$2,145,778	\$2,419,471	\$2,535,806	\$1,912,193	\$2,562,538	\$2,578,530
	Asante Three Rivers	\$3,721,962	\$2,047,157	\$2,112,687	\$2,607,836	\$2,808,502	\$2,355,628
	Mercy Med Ctr	\$2,868,682	\$560,469	\$521,410	\$1,292,181	\$1,409,199	\$2,170,267
	McKenzie-Willamette Med Ctr	\$140,449	\$457,632	\$255,370	\$1,711,145	\$1,024,129	\$1,035,931
	Bay Area Hospital	\$1,152,054	\$687,458	\$594,110	\$911,145	\$933,248	\$679,967
	PeaceHealth Sacred Heart Hospitals	\$19,859,421	\$6,103,664				
Type A Hospitals	Adventist Tillamook	\$2,248,273	\$2,363,858	\$1,952,362	\$2,523,833	\$4,062,203	\$3,653,645
	Good Shepherd Med Ctr	\$3,549,188	\$1,255,546	\$1,365,386	\$2,545,048	\$2,553,187	\$2,772,151
	Grande Ronde Hospital	\$2,043,077	\$952,748	\$1,193,840	\$1,451,522	\$2,678,490	\$2,745,422
	St Alphonsus Med Ctr - Ontario	\$1,966,068	\$474,091	\$1,392,845	\$1,522,610	\$1,495,203	\$1,537,795
	St Anthony Hospital	\$973,887	\$553,296	\$286,961	\$670,118	\$752,765	\$941,182
	Lake District Hospital	\$340,793	\$196,827	\$341,855	\$395,282	\$436,980	\$581,107
	Harney District Hospital	\$339,610	\$248,985	\$126,662	\$149,335	\$224,411	\$371,384
	St Alphonsus Med Ctr - Baker City	\$583,567	\$200,410	\$325,845	\$289,594	\$368,438	\$371,149
	Wallowa Memorial Hospital	\$174,429	\$88,180	\$104,983	\$210,337	\$194,453	\$204,071
	Blue Mountain Hospital	\$206,909	\$88,408	\$71,501	\$37,763	\$37,763	\$148,634
	Pioneer Memorial Hospital	\$150,708	\$71,632	\$63,574	\$66,762	\$203,840	\$146,618
	Curry General Hospital	\$597,721	\$163,185	\$246,436	\$209,724	\$165,432	\$128,802
Type B Hospitals	Legacy Silverton Med Ctr	\$2,972,522	\$1,115,247	\$1,351,655	\$796,001	\$5,752,119	\$7,167,799
	Providence Newberg Med Ctr	\$2,230,862	\$2,742,307	\$2,379,834	\$3,178,146	\$3,483,924	\$5,118,054
	St Charles - Redmond	\$1,400,753	\$1,221,184	\$1,062,670	\$2,134,515	\$4,052,325	\$3,764,136
	Providence Hood River Hospital	\$2,693,753	\$2,473,590	\$1,956,790	\$3,097,831	\$3,237,425	\$3,558,292
	Samaritan Lebanon Hospital	\$1,750,713	\$2,306,909	\$2,162,676	\$2,336,654	\$2,570,116	\$2,685,544
	Providence Seaside Hospital	\$1,130,607	\$1,644,748	\$838,106	\$1,886,182	\$2,017,786	\$2,666,379
	Samaritan Pacific Comm Hospital	\$1,294,398	\$1,662,401	\$1,671,505	\$1,953,873	\$2,086,226	\$2,307,557
	PeaceHealth Peace Harbor	\$2,065,401	\$733,900	\$535,830	\$835,096	\$1,192,109	\$2,216,655
	St Charles - Madras	\$633,490	\$459,659	\$375,601	\$844,456	\$1,818,458	\$1,953,478
	Columbia Memorial Hospital	\$937,716	\$961,398	\$1,074,595	\$978,721	\$1,147,993	\$1,947,362
	Samaritan North Lincoln Hospital	\$1,208,371	\$1,566,884	\$1,230,929	\$1,341,613	\$1,746,188	\$1,724,540
	St Charles - Prineville	\$680,299	\$516,864	\$382,454	\$989,263	\$1,722,286	\$1,422,363
	Salem Health West Valley	\$635,968	\$412,367	\$374,484	\$388,577	\$661,212	\$1,207,752
	PeaceHealth Cottage Grove	\$657,659	\$280,512	\$206,306	\$293,298	\$631,366	\$1,199,365
	Mid-Columbia Med Ctr	\$2,840,284	\$2,820,844	\$2,735,000	\$3,497,254	\$1,820,173	\$1,185,313
	Willamette Valley Med Ctr	\$274,621	\$163,992	\$810,064	\$702,239	\$783,530	\$803,912
	Asante Ashland	\$530,960	\$554,216	\$609,620	\$862,745	\$803,933	\$767,553
	Santiam Memorial	\$419,910	\$198,115	\$670,329	\$439,263	\$348,162	\$397,332
	Coquille Valley Hospital	\$140,464	\$89,658	\$119,882	\$131,168	\$75,208	\$129,385
	Lower Umpqua Hospital	\$581,205	\$123,394	\$107,021	\$95,098	\$88,088	\$106,371
	Southern Coos Hospital	\$85,958	\$101,157	\$60,105	\$28,865	\$104,284	\$90,802

OREGON HOSPITAL COMMUNITY BENEFIT REPORT

2021

APPENDIX - Detailed Data by Hospital

Medicaid Underpayment

	Hospital Name	FY 2014	FY 2015	FY 2016	FY 2017	FY 2018	FY 2019
DRG Hospitals	Legacy Emanuel Med Ctr	\$65,433,082	\$87,343,572	\$102,317,247	\$114,793,047	\$126,963,688	\$131,982,912
	OHSU Hospital	\$51,133,348	\$52,269,814	\$73,253,968	\$102,914,747	\$97,634,514	\$119,328,755
	PeaceHealth Sacred Heart RB			\$68,747,433	\$50,809,925	\$44,350,080	\$60,615,003
	Providence St Vincent Med Ctr	\$28,000,905	\$41,357,044	\$42,227,061	\$41,214,674	\$56,940,365	\$51,998,208
	Providence Portland Med Ctr	\$36,617,365	\$46,747,837	\$53,367,071	\$44,372,833	\$54,599,406	\$47,249,270
	Salem Hospital	\$32,483,503	\$39,028,269	\$45,974,641	\$39,045,657	\$41,489,495	\$42,212,501
	Asante Rogue Med Ctr	\$25,391,925	\$31,360,234	\$33,593,414	\$35,902,732	\$37,382,624	\$41,028,853
	St Charles - Bend	\$40,214,408	\$34,703,837	\$40,518,104	\$40,698,328	\$51,103,005	\$37,754,976
	Good Samaritan Regional Med Ctr	\$16,233,989	\$17,890,139	\$22,411,683	\$23,492,484	\$22,668,590	\$21,856,687
	Bay Area Hospital	\$12,010,705	\$17,897,271	\$17,830,498	\$19,428,667	\$20,794,395	\$18,071,450
	Adventist Portland	\$14,172,507	\$10,796,942	\$10,788,458	\$12,029,634	\$13,061,028	\$17,615,079
	Asante Three Rivers	\$11,121,470	\$14,008,428	\$13,905,182	\$15,059,776	\$15,177,544	\$16,184,531
	Kaiser Sunnyside Med Ctr	\$12,669,276	\$15,105,204	\$12,670,532	\$12,784,998	\$19,132,356	\$15,933,642
	Legacy Good Samaritan Med Ctr	\$13,582,399	\$18,551,596	\$23,721,169	\$23,157,619	\$22,019,951	\$15,834,019
	Providence Medford Med Ctr	\$16,954,212	\$20,696,710	\$21,667,532	\$20,954,474	\$24,053,131	\$14,319,923
	Mercy Med Ctr	\$4,950,931	\$4,509,869	\$5,454,726	\$0	\$1,179,868	\$12,754,301
	PeaceHealth Sacred Heart UD			\$6,601,299	\$6,810,884	\$8,323,893	\$12,188,427
	Providence Willamette Falls	\$8,733,609	\$10,649,700	\$11,502,587	\$13,072,563	\$13,047,334	\$11,891,246
	Samaritan Albany Hospital	\$9,214,881	\$10,073,890	\$11,478,536	\$12,870,660	\$11,702,311	\$10,503,455
	Hillsboro Med Ctr	\$11,154,263	\$9,406,725	\$10,626,947	\$10,799,395	\$10,597,098	\$9,562,879
	Providence Milwaukie Hospital	\$5,724,826	\$7,324,684	\$8,668,822	\$8,861,653	\$7,933,343	\$9,061,448
	Shriners	\$4,796,658	\$11,379,139	\$11,691,413	\$12,135,320	\$8,472,552	\$8,127,663
	McKenzie-Willamette Med Ctr	\$2,694,827	\$4,090,273	\$4,573,734	\$8,517,440	\$4,873,873	\$7,727,720
	Sky Lakes Med Ctr	\$3,604,492	\$21,156,128	\$10,940,856	\$11,613,864	\$11,245,913	\$7,638,406
	Legacy Mt Hood Med Ctr	\$6,573,876	\$9,094,925	\$10,853,005	\$13,640,440	\$10,637,317	\$6,298,368
	Kaiser Westside Med Ctr	\$3,421,119	\$3,707,780	\$3,714,744	\$3,836,346	\$5,984,948	\$4,985,931
	Legacy Meridian Park Med Ctr	\$4,414,759	\$8,897,589	\$7,590,597	\$9,095,085	\$7,757,198	\$4,966,449
	PeaceHealth Sacred Heart Hospitals	\$50,853,787	\$63,536,650				
Type A Hospitals	St Alphonsus Med Ctr - Ontario	\$754,790	\$901,298	\$2,279,109	\$2,749,900	\$3,985,115	\$4,770,073
	Blue Mountain Hospital	\$83,359	\$0	\$557,491	\$988,794	\$988,794	\$2,233,786
	Harney District Hospital	\$176,089	\$492,427	\$862,072	\$413,324	\$1,068,693	\$1,750,915
	Lake District Hospital	\$975,593	\$109,512	\$879,239	\$254,575	\$56,449	\$1,439,699
	Good Shepherd Med Ctr	\$0	\$0	\$1,145,958	\$0	\$0	\$1,123,432
	Pioneer Memorial Hospital	\$470,450	\$517,230	\$646,179	\$486,383	\$698,534	\$610,811
	Wallowa Memorial Hospital	\$212,442	\$464,072	\$552,274	\$388,507	\$479,779	\$0
	St Anthony Hospital	\$488,320	\$18,056	\$3,376,334	\$663,572	\$0	\$0
	St Alphonsus Med Ctr - Baker City	\$1,615,741	\$1,171,457	\$1,070,846	\$398,749	\$412,785	\$0
	Grande Ronde Hospital	\$289,594	\$1,763,293	\$0	\$0	\$0	\$0
	Curry General Hospital	\$509,615	\$84,675	\$74,578	\$0	\$0	\$0
	Adventist Tillamook	\$1,224,286	\$1,650,543	\$0	\$0	\$0	\$0
	Legacy Silverton Med Ctr	\$1,277,434	\$0	\$2,614,509	\$6,643,738	\$24,936,083	\$22,549,523
Type B Hospitals	Willamette Valley Med Ctr	\$5,349,226	\$7,118,677	\$6,835,295	\$5,038,434	\$7,842,000	\$5,695,448
	Columbia Memorial Hospital	\$3,301,720	\$1,959,603	\$0	\$935,238	\$0	\$4,503,372
	Mid-Columbia Med Ctr	\$6,823,238	\$6,847,089	\$5,873,947	\$8,694,274	\$4,738,386	\$3,744,663
	Salem Health West Valley	\$1,151,812	\$1,550,026	\$1,656,667	\$1,709,306	\$2,489,528	\$2,960,030
	Providence Seaside Hospital	\$303,505	\$762,581	\$817,301	\$1,390,020	\$604,728	\$2,254,267
	Santiam Memorial	\$2,760,298	\$1,514,092	\$1,563,969	\$985,438	\$2,592,636	\$2,170,912
	Providence Newberg Med Ctr	\$83,717	\$858,650	\$817,311	\$2,506,471	\$3,136,741	\$2,017,761
	St Charles - Prineville	\$2,544,623	\$1,104,051	\$1,607,342	\$1,677,015	\$2,644,771	\$1,772,887
	Lower Umpqua Hospital	\$762,822	\$804,517	\$674,216	\$345,873	\$724,911	\$940,033
	Coquille Valley Hospital	\$734,257	\$911,659	\$2,485,521	\$1,273,641	\$641,615	\$870,472
	Providence Hood River Hospital	\$2,876,240	\$3,582,964	\$3,548,068	\$2,854,008	\$1,965,593	\$827,923
	Southern Coos Hospital	\$270,983	\$1,214,408	\$968,935	\$661,549	\$574,907	\$653,249
	St Charles - Madras	\$4,389,625	\$4,441,828	\$4,527,496	\$5,084,061	\$5,261,187	\$499,904
	St Charles - Redmond	\$2,835,316	\$1,802,034	\$3,293,650	\$3,074,234	\$5,517,046	\$377,015
	Samaritan Lebanon Hospital	\$2,098,031	\$1,574,985	\$1,716,010	\$4,286,223	\$3,787,433	\$356,304
	Samaritan Pacific Comm Hospital	\$557,992	\$218,689	\$0	\$1,867,816	\$548,918	\$0
	Samaritan North Lincoln Hospital	\$1,241,112	\$236,524	\$376,400	\$515,129	\$0	\$0
	PeaceHealth Peace Harbor	\$0	\$0	\$0	\$0	\$0	\$0
	PeaceHealth Cottage Grove	\$0	\$0	\$0	\$0	\$0	\$0
	Asante Ashland	\$0	\$0	\$0	\$0	\$0	\$0

OREGON HOSPITAL COMMUNITY BENEFIT REPORT

2021

APPENDIX - Detailed Data by Hospital

Medicare Underpayment

	Hospital Name	FY 2014	FY 2015	FY 2016	FY 2017	FY 2018	FY 2019
DRG Hospitals	OHSU Hospital	\$76,942,252	\$96,869,440	\$91,563,687	\$116,240,250	\$134,097,112	\$157,409,761
	Legacy Emanuel Med Ctr	\$40,206,239	\$24,220,338	\$46,933,298	\$52,489,011	\$72,058,055	\$89,716,272
	St Charles - Bend	\$49,301,536	\$54,162,233	\$58,493,038	\$57,434,367	\$57,757,456	\$85,381,615
	PeaceHealth Sacred Heart RB			\$63,853,389	\$48,309,588	\$20,738,832	\$78,673,004
	Providence St Vincent Med Ctr	\$63,107,767	\$61,343,080	\$78,979,435	\$75,351,693	\$93,269,563	\$78,666,854
	Providence Portland Med Ctr	\$56,314,068	\$55,745,129	\$73,765,268	\$70,377,027	\$71,859,806	\$64,902,157
	Salem Hospital	\$37,132,763	\$38,908,012	\$46,575,465	\$42,635,269	\$54,023,624	\$60,391,193
	Asante Rogue Med Ctr	\$28,531,231	\$30,707,162	\$33,921,580	\$41,294,933	\$42,604,872	\$53,111,379
	Good Samaritan Regional Med Ctr	\$34,926,031	\$27,025,049	\$34,262,628	\$45,859,954	\$49,190,336	\$44,935,499
	Bay Area Hospital	\$12,274,822	\$12,375,806	\$26,400,499	\$33,386,392	\$32,473,680	\$39,291,388
	Sky Lakes Med Ctr	\$20,640,804	\$16,480,004	\$24,027,597	\$31,656,230	\$27,850,995	\$32,935,105
	Providence Medford Med Ctr	\$25,454,215	\$31,806,509	\$40,267,929	\$38,418,311	\$48,747,039	\$30,238,334
	Hillsboro Med Ctr	\$19,601,061	\$18,905,006	\$20,647,091	\$23,623,666	\$24,058,967	\$26,114,842
	Legacy Good Samaritan Med Ctr	\$18,654,975	\$10,152,660	\$19,676,418	\$18,018,657	\$17,301,835	\$19,204,577
	McKenzie-Willamette Med Ctr	\$0	\$0	\$8,316,933	\$13,296,841	\$16,413,414	\$16,932,235
	Asante Three Rivers	\$9,766,392	\$12,126,618	\$11,538,432	\$10,665,829	\$11,868,027	\$16,462,939
	Samaritan Albany Hospital	\$11,722,699	\$11,844,662	\$15,183,225	\$16,232,741	\$17,938,037	\$15,121,230
	Providence Willamette Falls	\$7,719,585	\$8,556,918	\$11,730,183	\$11,191,385	\$13,760,016	\$14,611,623
	Legacy Meridian Park Med Ctr	\$15,779,324	\$11,762,784	\$13,631,885	\$12,764,089	\$10,781,963	\$13,380,845
	PeaceHealth Sacred Heart UD			\$5,771,790	\$2,484,255	\$488,227	\$7,085,956
	Providence Milwaukie Hospital	\$3,158,005	\$3,193,941	\$8,118,509	\$7,745,603	\$6,257,231	\$5,993,566
	Legacy Mt Hood Med Ctr	\$1,236,321	\$1,608,353	\$4,356,591	\$5,121,844	\$4,829,100	\$5,196,588
	Mercy Med Ctr	\$0	\$1,993,310	\$11,830,596	\$1,094,300	\$5,423,398	\$3,312,410
	Shriners	\$0	\$0	\$0	\$0	\$0	\$0
	Kaiser Westside Med Ctr	\$0	\$0	\$0	\$0	\$0	\$0
	Kaiser Sunnyside Med Ctr	\$0	\$0	\$0	\$0	\$0	\$0
Type A Hospitals	Adventist Portland	\$9,944,790	\$11,694,983	\$4,752,447	\$0	\$0	\$0
	PeaceHealth Sacred Heart Hospitals	\$55,203,027	\$66,397,470				
	St Alphonsus Med Ctr - Ontario	\$3,253,401	\$2,546,147	\$6,136,436	\$4,934,952	\$5,205,183	\$5,592,079
	Blue Mountain Hospital	\$1,806,814	\$2,018,167	\$233,777	\$0	\$0	\$5,476,435
	Harney District Hospital	\$1,654,782	\$2,077,655	\$2,749,842	\$3,455,625	\$3,834,423	\$4,439,950
	Grande Ronde Hospital	\$792,134	\$709,497	\$158,996	\$0	\$1,986,977	\$2,561,760
	St Alphonsus Med Ctr - Baker City	\$286,635	\$53,620	\$0	\$438,110	\$799,015	\$833,260
	Wallowa Memorial Hospital	\$1,646,931	\$1,436,258	\$1,434,145	\$0	\$114,403	\$525,507
	Pioneer Memorial Hospital	\$199,117	\$410,185	\$216,977	\$209,736	\$144,807	\$308,523
	Curry General Hospital	\$451,051	\$877,510	\$839,014	\$1,455,793	\$1,142,432	\$203,876
	St Anthony Hospital	\$25,859	\$1,948,725	\$668,032	\$924,370	\$0	\$0
	Lake District Hospital	\$3,068,595	\$2,258,776	\$112,548	\$381,863	\$1,271,152	\$0
	Good Shepherd Med Ctr	\$611,706	\$0	\$0	\$1,395,379	\$1,041,398	\$0
	Adventist Tillamook	\$3,876,519	\$2,177,798	\$3,739,741	\$0	\$0	\$0
Type B Hospitals	Columbia Memorial Hospital	\$15,941,274	\$17,907,349	\$18,571,920	\$20,186,013	\$25,703,614	\$29,954,408
	Legacy Silverton Med Ctr	\$6,178,371	\$5,081,076	\$5,551,033	\$2,937,464	\$18,760,288	\$26,074,531
	Providence Newberg Med Ctr	\$9,039,816	\$9,987,970	\$13,977,943	\$13,335,897	\$14,719,633	\$14,072,452
	Providence Hood River Hospital	\$7,172,969	\$9,945,677	\$12,737,235	\$12,152,177	\$11,896,334	\$13,285,145
	Providence Seaside Hospital	\$2,187,165	\$4,541,076	\$8,809,739	\$8,405,084	\$10,693,261	\$11,393,497
	Asante Ashland	\$10,510,597	\$10,035,246	\$9,029,534	\$7,181,190	\$7,950,367	\$11,252,448
	Willamette Valley Med Ctr	\$2,961,507	\$0	\$2,351,132	\$1,894,569	\$2,750,635	\$6,651,549
	Samaritan Lebanon Hospital	\$3,983,860	\$3,932,857	\$5,206,879	\$7,078,110	\$4,516,676	\$5,381,280
	St Charles - Redmond	\$4,312,136	\$4,002,726	\$4,185,415	\$5,297,724	\$6,034,692	\$5,300,211
	Santiam Memorial	\$3,964,131	\$3,987,230	\$3,973,686	\$5,359,353	\$6,086,402	\$4,401,408
	Mid-Columbia Med Ctr	\$0	\$0	\$0	\$0	\$0	\$3,505,215
	Samaritan Pacific Comm Hospital	\$2,926,295	\$3,139,242	\$3,209,831	\$3,612,880	\$2,061,800	\$2,455,102
	Coquille Valley Hospital	\$2,601,618	\$3,502,079	\$2,720,797	\$4,284,616	\$4,459,297	\$2,147,290
	Samaritan North Lincoln Hospital	\$798,491	\$1,290,186	\$792,444	\$0	\$0	\$1,448,506
	Lower Umpqua Hospital	\$909,282	\$1,386,093	\$1,237,430	\$1,842,232	\$1,421,024	\$1,259,573
	Southern Coos Hospital	\$108,561	\$2,361,743	\$1,548,905	\$168,430	\$777,743	\$732,875
	St Charles - Prineville	\$1,630,019	\$1,031,953	\$979,066	\$1,093,781	\$1,090,429	\$652,142
	St Charles - Madras	\$320,616	\$300,349	\$559,009	\$561,625	\$550,661	\$0
	Salem Health West Valley	\$0	\$0	\$0	\$0	\$0	\$0
	PeaceHealth Peace Harbor	\$0	\$2,274,776	\$0	\$0	\$0	\$0
	PeaceHealth Cottage Grove	\$0	\$0	\$0	\$0	\$0	\$0

OREGON HOSPITAL COMMUNITY BENEFIT REPORT

2021

APPENDIX - Detailed Data by Hospital

Other Public Programs Underpayment

	Hospital Name	FY 2014	FY 2015	FY 2016	FY 2017	FY 2018	FY 2019
DRG Hospitals	St Charles - Bend	\$4,052,143	\$5,708,905	\$5,181,680	\$6,829,339	\$6,919,604	\$8,645,376
	Providence St Vincent Med Ctr	\$1,710,995	\$2,038,097	\$2,311,474	\$2,164,665	\$0	\$3,791,822
	Providence Medford Med Ctr	\$1,580,890	\$3,718,114	\$3,259,361	\$3,646,129	\$0	\$3,694,341
	Legacy Emanuel Med Ctr	\$378,484	\$1,672,002	\$1,141,685	\$939,477	\$1,200,494	\$3,152,954
	Good Samaritan Regional Med Ctr	\$772,387	\$967,319	\$1,645,038	\$2,544,419	\$3,436,953	\$2,964,556
	Providence Portland Med Ctr	\$2,545,491	\$1,634,896	\$1,662,232	\$1,372,988	\$0	\$2,737,196
	Salem Hospital	\$1,623,542	\$2,121,075	\$2,811,896	\$2,718,892	\$2,787,767	\$2,477,772
	Asante Rogue Med Ctr	\$2,172,367	\$1,999,392	\$2,614,065	\$3,618,566	\$2,747,615	\$2,159,818
	Samaritan Albany Hospital	\$650,954	\$363,535	\$501,083	\$811,424	\$1,011,301	\$969,398
	Asante Three Rivers	\$667,688	\$718,041	\$868,462	\$1,160,354	\$629,771	\$940,630
	Providence Willamette Falls	\$413,849	\$330,811	\$508,226	\$586,909	\$0	\$675,253
	Providence Milwaukie Hospital	\$0	\$242,089	\$230,884	\$287,527	\$0	\$497,904
	Legacy Good Samaritan Med Ctr	\$290,518	\$214,056	\$354,724	\$389,777	\$201,387	\$267,331
	Legacy Mt Hood Med Ctr	\$277,266	\$137,288	\$309,804	\$333,465	\$252,047	\$265,317
	OHSU Hospital	\$714,600	\$87,939	\$41,761	\$3,597	\$4,861	\$161,553
	Sky Lakes Med Ctr	\$0	\$0	\$0	\$0	\$0	\$0
	Shriners	\$0	\$0	\$0	\$0	\$0	\$0
	PeaceHealth Sacred Heart UD			\$0	\$0	\$0	\$0
	PeaceHealth Sacred Heart RB			\$0	\$0	\$0	\$0
	Mercy Med Ctr	\$0	\$0	\$0	\$0	\$0	\$0
	McKenzie-Willamette Med Ctr	\$0	\$0	\$0	\$0	\$0	\$0
	Legacy Meridian Park Med Ctr	\$0	\$0	\$0	\$0	\$0	\$0
	Kaiser Westside Med Ctr	\$0	\$0	\$0	\$0	\$0	\$0
	Kaiser Sunnyside Med Ctr	\$0	\$0	\$0	\$0	\$0	\$0
	Hillsboro Med Ctr	\$0	\$0	\$0	\$0	\$0	\$0
	Bay Area Hospital	\$0	\$0	\$0	\$0	\$0	\$0
	Adventist Portland	\$0	\$0	\$0	\$0	\$0	\$0
Type A Hospitals	PeaceHealth Sacred Heart Hospitals	\$0	\$0				
	Wallowa Memorial Hospital	\$0	\$0	\$0	\$0	\$0	\$379,605
	St Anthony Hospital	\$0	\$0	\$0	\$0	\$0	\$0
	St Alphonsus Med Ctr - Ontario	\$0	\$273,420	\$0	\$0	\$0	\$0
	St Alphonsus Med Ctr - Baker City	\$0	\$0	\$0	\$0	\$0	\$0
	Pioneer Memorial Hospital	\$0	\$0	\$0	\$0	\$0	\$0
	Lake District Hospital	\$0	\$0	\$0	\$0	\$0	\$0
	Harney District Hospital	\$0	\$0	\$0	\$0	\$0	\$0
	Grande Ronde Hospital	\$0	\$0	\$0	\$0	\$0	\$0
	Good Shepherd Med Ctr	\$0	\$0	\$0	\$0	\$0	\$0
	Curry General Hospital	\$0	\$0	\$0	\$0	\$0	\$0
	Blue Mountain Hospital	\$67,828	\$0	\$0	\$0	\$0	\$0
	Adventist Tillamook	\$0	\$0	\$0	\$0	\$0	\$0
Type B Hospitals	St Charles - Redmond	\$920,687	\$1,000,393	\$915,268	\$1,282,713	\$1,161,754	\$1,156,214
	Providence Seaside Hospital	\$240,330	\$154,730	\$475,142	\$502,163	\$0	\$1,052,147
	Legacy Silverton Med Ctr	\$0	\$0	\$0	\$0	\$842,511	\$924,742
	Providence Newberg Med Ctr	\$395,871	\$726,343	\$692,707	\$519,240	\$0	\$736,011
	Columbia Memorial Hospital	\$522,587	\$522,587	\$214,656	\$0	\$362,895	\$696,158
	Asante Ashland	\$191,005	\$394,077	\$398,176	\$287,956	\$397,953	\$543,181
	Providence Hood River Hospital	\$0	\$559,875	\$737,943	\$607,645	\$0	\$503,406
	Santiam Memorial	\$206,278	\$287,903	\$244,042	\$77,193	\$297,940	\$407,025
	Samaritan Lebanon Hospital	\$0	\$0	\$0	\$0	\$0	\$397,509
	Samaritan Pacific Comm Hospital	\$0	\$0	\$0	\$46,668	\$0	\$387,477
	St Charles - Prineville	\$58,816	\$158,353	\$154,443	\$369,904	\$301,159	\$323,845
	Samaritan North Lincoln Hospital	\$0	\$0	\$0	\$0	\$0	\$323,595
	St Charles - Madras	\$1,282,131	\$493,906	\$345,480	\$564,279	\$464,545	\$248,521
	Willamette Valley Med Ctr	\$148,836	\$97,659	\$95,885	\$52,707	\$0	\$63,048
	Southern Coos Hospital	\$0	\$0	\$0	\$0	\$0	\$0
	Salem Health West Valley	\$0	\$0	\$0	\$0	\$0	\$0
	PeaceHealth Peace Harbor	\$0	\$0	\$0	\$0	\$0	\$0
	PeaceHealth Cottage Grove	\$0	\$0	\$0	\$0	\$0	\$0
	Mid-Columbia Med Ctr	\$0	\$0	\$0	\$0	\$0	\$0
	Lower Umpqua Hospital	\$0	\$0	\$0	\$0	\$0	\$0
	Coquille Valley Hospital	\$0	\$0	\$0	\$0	\$0	\$0

OREGON HOSPITAL COMMUNITY BENEFIT REPORT

2021

APPENDIX - Detailed Data by Hospital

Community Health Improvement Services

	Hospital Name	FY 2014	FY 2015	FY 2016	FY 2017	FY 2018	FY 2019
DRG Hospitals	OHSU Hospital	\$3,081,563	\$4,536,273	\$3,062,514	\$7,581,296	\$8,913,495	\$10,697,218
	Kaiser Sunnyside Med Ctr	\$1,125,528	\$1,300,192	\$2,200,393	\$4,230,007	\$5,068,089	\$5,169,112
	Adventist Portland	\$868,865	\$1,055,465	\$1,530,889	\$4,709,214	\$6,171,819	\$4,941,673
	Asante Rogue Med Ctr	\$1,626,534	\$2,682,802	\$3,253,134	\$2,850,723	\$2,520,500	\$3,028,415
	Hillsboro Med Ctr	\$1,870,558	\$2,226,329	\$2,450,070	\$2,594,377	\$2,600,075	\$2,148,351
	Legacy Emanuel Med Ctr	\$1,924,517	\$795,550	\$663,755	\$903,042	\$1,975,718	\$1,856,057
	Kaiser Westside Med Ctr	\$416,291	\$480,893	\$733,464	\$1,410,002	\$1,689,363	\$1,816,174
	Salem Hospital	\$2,182,058	\$3,069,929	\$3,296,429	\$2,563,708	\$2,600,665	\$1,518,977
	Good Samaritan Regional Med Ctr	\$423,954	\$526,957	\$908,133	\$1,200,887	\$1,071,685	\$1,347,948
	Providence St Vincent Med Ctr	\$1,155,920	\$1,364,492	\$1,530,524	\$724,461	\$1,917,404	\$1,201,729
	Samaritan Albany Hospital	\$433,884	\$312,441	\$314,829	\$863,988	\$933,371	\$1,050,959
	Providence Portland Med Ctr	\$1,212,933	\$1,650,990	\$2,225,652	\$442,872	\$1,680,380	\$1,002,270
	Asante Three Rivers	\$380,896	\$506,513	\$593,536	\$697,099	\$768,852	\$934,348
	Sky Lakes Med Ctr	\$497,296	\$637,248	\$1,272,266	\$734,965	\$1,571,036	\$848,478
	Legacy Good Samaritan Med Ctr	\$136,804	\$201,898	\$115,975	\$135,683	\$717,077	\$762,827
	Bay Area Hospital	\$397,610	\$539,330	\$571,167	\$550,842	\$537,647	\$614,550
	Legacy Meridian Park Med Ctr	\$38,625	\$30,491	\$69,261	\$52,407	\$468,422	\$573,697
	Mercy Med Ctr	\$572,308	\$611,337	\$469,734	\$777,935	\$564,531	\$564,642
	PeaceHealth Sacred Heart RB			\$756,422	\$700,027	\$424,654	\$458,977
	Providence Medford Med Ctr	\$342,455	\$196,374	\$136,092	\$518,351	\$589,109	\$385,103
	Legacy Mt Hood Med Ctr	\$75,732	\$80,855	\$26,676	\$31,638	\$314,567	\$358,201
	Providence Milwaukie Hospital	\$220,250	\$157,647	\$253,096	\$837,576	\$977,972	\$354,051
	Providence Willamette Falls	\$99,621	\$201,749	\$212,608	\$411,657	\$343,393	\$234,472
	Shriners	\$334,156	\$441,586	\$553,633	\$560,374	\$500,006	\$173,540
	St Charles - Bend	\$146,553	\$1,081,603	\$583,413	\$420,655	\$195,584	\$167,464
	McKenzie-Willamette Med Ctr	\$5,000	\$5,000	\$40,683	\$25,980	\$15,226	\$12,227
	PeaceHealth Sacred Heart UD			\$72,869	\$0	\$0	\$0
	PeaceHealth Sacred Heart Hospitals	\$697,222	\$694,394				
Type A Hospitals	Grande Ronde Hospital	\$724,875	\$1,261,603	\$1,347,541	\$787,022	\$1,924,075	\$1,625,931
	St Anthony Hospital	\$274,357	\$400,369	\$443,599	\$327,892	\$605,409	\$1,320,025
	Good Shepherd Med Ctr	\$194,043	\$244,395	\$497,601	\$602,314	\$633,856	\$667,728
	Adventist Tillamook	\$177,622	\$215,406	\$252,663	\$478,158	\$549,832	\$367,864
	Harney District Hospital	\$90,585	\$133,662	\$136,175	\$223,586	\$287,677	\$281,636
	Lake District Hospital	\$88,121	\$104,829	\$179,973	\$382,084	\$381,481	\$254,745
	St Alphonsus Med Ctr - Ontario	\$81,564	\$92,344	\$119,500	\$120,361	\$98,448	\$185,655
	Pioneer Memorial Hospital	\$22,525	\$38,061	\$14,758	\$28,600	\$14,203	\$63,469
	St Alphonsus Med Ctr - Baker City	\$4,835	\$19,170	\$10,369	\$25,152	\$31,354	\$59,797
	Blue Mountain Hospital	\$25,798	\$17,618	\$31,648	\$13,970	\$13,970	\$16,500
	Wallowa Memorial Hospital	\$6,894	\$34,441	\$4,110	\$24,562	\$16,746	\$0
	Curry General Hospital	\$4,248	\$3,402	\$2,940	\$2,144	\$0	\$0
Type B Hospitals	Providence Seaside Hospital	\$116,034	\$61,300	\$161,270	\$514,800	\$303,921	\$297,308
	Samaritan Pacific Comm Hospital	\$168,488	\$446,277	\$286,549	\$319,079	\$270,437	\$295,949
	Providence Newberg Med Ctr	\$143,659	\$143,790	\$217,900	\$806,300	\$326,684	\$263,708
	Columbia Memorial Hospital	\$139,950	\$497,433	\$214,700	\$257,686	\$153,269	\$210,276
	Samaritan Lebanon Hospital	\$63,374	\$19,928	\$65,953	\$168,349	\$136,346	\$191,963
	Providence Hood River Hospital	\$215,026	\$175,768	\$200,555	\$629,485	\$259,429	\$184,698
	Mid-Columbia Med Ctr	\$496,137	\$422,997	\$484,673	\$374,530	\$303,960	\$138,541
	Santiam Memorial	\$148,400	\$94,441	\$227,119	\$155,430	\$118,666	\$108,210
	Asante Ashland	\$74,745	\$89,739	\$111,367	\$219,291	\$105,538	\$79,006
	Willamette Valley Med Ctr	\$87,669	\$68,547	\$82,556	\$89,771	\$105,684	\$78,019
	Samaritan North Lincoln Hospital	\$29,158	\$12,866	\$15,192	\$28,412	\$45,099	\$73,879
	St Charles - Madras	\$18,358	\$110,083	\$68,842	\$55,449	\$56,414	\$73,149
	St Charles - Redmond	\$21,820	\$205,337	\$103,485	\$100,477	\$81,588	\$68,442
	St Charles - Prineville	\$7,190	\$103,559	\$59,949	\$34,323	\$48,672	\$60,063
	Legacy Silverton Med Ctr	\$329,182	\$542,655	\$704,512	\$171,005	\$133,282	\$50,316
	Lower Umpqua Hospital	\$34,083	\$37,023	\$40,160	\$40,681	\$40,089	\$46,900
	Southern Coos Hospital	\$19,086	\$17,559	\$10,462	\$30,849	\$8,242	\$5,841
	Coquille Valley Hospital	\$1,650	\$1,300	\$4,525	\$1,820	\$2,560	\$2,880
	Salem Health West Valley	\$31,207	\$25,548	\$55,174	\$101,518	\$51,699	\$2,743
	PeaceHealth Peace Harbor	\$0	\$0	\$0	\$0	\$0	\$0
	PeaceHealth Cottage Grove	\$0	\$0	\$1,320	\$0	\$0	\$0

OREGON HOSPITAL COMMUNITY BENEFIT REPORT

2021

APPENDIX - Detailed Data by Hospital

Research

	Hospital Name	FY 2014	FY 2015	FY 2016	FY 2017	FY 2018	FY 2019
DRG Hospitals	Providence Portland Med Ctr	\$11,094,747	\$12,244,930	\$9,974,789	\$11,936,883	\$10,631,359	\$10,590,229
	OHSU Hospital	\$32,921,133	\$33,908,767	\$31,998,975	\$34,366,530	\$35,885,482	\$7,965,600
	Kaiser Sunnyside Med Ctr	\$4,167,178	\$3,811,846	\$5,143,681	\$5,743,662	\$6,223,277	\$4,916,618
	Legacy Emanuel Med Ctr	\$3,590,778	\$3,556,144	\$3,707,108	\$3,740,246	\$3,962,939	\$4,353,812
	Shriners	\$2,925,305	\$547,509	\$4,117,113	\$3,692,553	\$3,417,544	\$2,389,098
	Kaiser Westside Med Ctr	\$1,541,285	\$1,409,861	\$1,714,560	\$1,914,554	\$2,074,426	\$1,727,460
	Providence St Vincent Med Ctr	\$2,194,958	\$2,592,259	\$1,828,752	\$1,261,364	\$1,765,148	\$953,647
	Good Samaritan Regional Med Ctr	\$362,040	\$258,026	\$258,150	\$747,644	\$753,713	\$449,450
	Salem Hospital	\$1,901,005	\$219,119	\$307,229	\$234,061	\$129,847	\$188,759
	Providence Medford Med Ctr	\$103,392	\$0	\$0	\$0	\$250,151	\$120,473
	Providence Willamette Falls	\$63,273	\$0	\$0	\$0	\$147,633	\$71,100
	Providence Milwaukie Hospital	\$70,433	\$0	\$0	\$0	\$132,703	\$63,910
	St Charles - Bend	\$0	\$0	\$0	\$1,757	\$36,375	\$51,642
	Adventist Portland	\$13,026	\$15,543	\$21,132	\$170,173	\$0	\$8,476
	Asante Rogue Med Ctr	\$231,518	\$270,710	\$212,679	\$0	\$0	\$2,239
	Sky Lakes Med Ctr	\$0	\$0	\$0	\$0	\$0	\$0
	Samaritan Albany Hospital	\$170,461	\$120,907	\$110,155	\$0	\$0	\$0
	PeaceHealth Sacred Heart UD			\$0	\$0	\$0	\$0
	PeaceHealth Sacred Heart RB			\$0	\$0	\$0	\$0
	Mercy Med Ctr	\$0	\$0	\$0	\$0	\$0	\$0
	McKenzie-Willamette Med Ctr	\$0	\$0	\$0	\$0	\$0	\$0
	Legacy Mt Hood Med Ctr	\$0	\$0	\$0	\$0	\$0	\$0
	Legacy Meridian Park Med Ctr	\$0	\$0	\$0	\$0	\$0	\$0
	Legacy Good Samaritan Med Ctr	\$0	\$0	\$0	\$0	\$0	\$0
	Hillsboro Med Ctr	\$0	\$0	\$0	\$0	\$0	\$0
	Bay Area Hospital	\$0	\$0	\$0	\$0	\$0	\$0
	Asante Three Rivers	\$0	\$0	\$0	\$0	\$0	\$0
	PeaceHealth Sacred Heart Hospitals	\$0	\$101,046				
Type A Hospitals	Wallowa Memorial Hospital	\$0	\$0	\$0	\$0	\$0	\$0
	St Anthony Hospital	\$0	\$0	\$0	\$0	\$0	\$0
	St Alphonsus Med Ctr - Ontario	\$0	\$0	\$0	\$0	\$0	\$0
	St Alphonsus Med Ctr - Baker City	\$0	\$0	\$0	\$0	\$0	\$0
	Pioneer Memorial Hospital	\$0	\$0	\$0	\$0	\$0	\$0
	Lake District Hospital	\$0	\$0	\$0	\$0	\$0	\$0
	Harney District Hospital	\$0	\$0	\$0	\$0	\$0	\$0
	Grande Ronde Hospital	\$0	\$0	\$0	\$0	\$0	\$0
	Good Shepherd Med Ctr	\$0	\$0	\$0	\$0	\$0	\$0
	Curry General Hospital	\$0	\$0	\$0	\$0	\$0	\$0
	Blue Mountain Hospital	\$0	\$0	\$0	\$0	\$0	\$0
	Adventist Tillamook	\$0	\$0	\$0	\$0	\$0	\$0
	Providence Hood River Hospital	\$81,274	\$53,846	\$5,986	\$0	\$111,193	\$60,001
Type B Hospitals	Providence Newberg Med Ctr	\$64,320	\$0	\$0	\$0	\$117,846	\$56,755
	Providence Seaside Hospital	\$40,435	\$0	\$8,111	\$0	\$84,376	\$40,635
	Mid-Columbia Med Ctr	\$15,200	\$15,651	\$15,555	\$3,862	\$0	\$6,346
	Willamette Valley Med Ctr	\$0	\$0	\$0	\$0	\$0	\$0
	St Charles - Redmond	\$0	\$0	\$0	\$0	\$0	\$0
	St Charles - Prineville	\$0	\$0	\$0	\$0	\$0	\$0
	St Charles - Madras	\$0	\$0	\$0	\$0	\$0	\$0
	Southern Coos Hospital	\$0	\$0	\$0	\$0	\$0	\$0
	Santiam Memorial	\$0	\$0	\$0	\$0	\$0	\$0
	Samaritan Pacific Comm Hospital	\$67,883	\$56,170	\$56,654	\$0	\$0	\$0
	Samaritan North Lincoln Hospital	\$47,518	\$34,808	\$34,580	\$0	\$0	\$0
	Samaritan Lebanon Hospital	\$106,349	\$72,273	\$74,933	\$0	\$0	\$0
	Salem Health West Valley	\$0	\$0	\$0	\$0	\$0	\$0
	PeaceHealth Peace Harbor	\$0	\$0	\$0	\$0	\$0	\$0
	PeaceHealth Cottage Grove	\$0	\$0	\$0	\$0	\$0	\$0
	Lower Umpqua Hospital	\$0	\$0	\$0	\$0	\$0	\$0
	Legacy Silverton Med Ctr	\$0	\$0	\$0	\$0	\$0	\$0
	Coquille Valley Hospital	\$0	\$0	\$0	\$0	\$0	\$0
	Columbia Memorial Hospital	\$0	\$0	\$79,315	\$0	\$0	\$0
	Asante Ashland	\$0	\$0	\$0	\$0	\$0	\$0

OREGON HOSPITAL COMMUNITY BENEFIT REPORT

2021

APPENDIX - Detailed Data by Hospital

Health Professions Education

	Hospital Name	FY 2014	FY 2015	FY 2016	FY 2017	FY 2018	FY 2019
DRG Hospitals	OHSU Hospital	\$168,310,304	\$163,345,333	\$161,496,020	\$157,567,558	\$160,182,777	\$176,601,835
	Good Samaritan Regional Med Ctr	\$8,699,891	\$9,036,649	\$8,434,146	\$5,111,484	\$6,877,625	\$11,756,149
	Providence Milwaukie Hospital	\$4,922,530	\$3,980,372	\$3,440,594	\$3,755,429	\$8,157,979	\$10,302,336
	Providence Portland Med Ctr	\$7,198,590	\$6,240,278	\$5,824,101	\$7,401,270	\$9,244,296	\$10,093,772
	Providence St Vincent Med Ctr	\$6,482,063	\$4,897,301	\$4,364,604	\$5,133,962	\$6,265,037	\$9,111,288
	Legacy Emanuel Med Ctr	\$7,994,424	\$5,844,018	\$5,891,329	\$5,905,843	\$5,648,291	\$7,198,656
	Legacy Good Samaritan Med Ctr	\$4,394,805	\$6,065,344	\$5,160,695	\$6,050,803	\$4,948,318	\$4,608,847
	Kaiser Sunnyside Med Ctr	\$2,049,994	\$2,225,144	\$2,656,065	\$2,937,836	\$3,192,980	\$3,424,967
	Sky Lakes Med Ctr	\$2,507,905	\$2,477,512	\$2,351,758	\$2,518,010	\$2,340,792	\$2,708,015
	Asante Rogue Med Ctr	\$4,165	\$75,250	\$15,075	\$1,838,966	\$2,287,694	\$2,354,882
	Shriners	\$2,508,496	\$2,137,654	\$1,421,269	\$1,356,679	\$1,813,053	\$1,817,112
	Salem Hospital	\$991,747	\$1,597,096	\$1,668,197	\$1,366,183	\$2,005,563	\$1,567,955
	McKenzie-Willamette Med Ctr	\$0	\$681,301	\$2,093,132	\$2,454,569	\$1,845,478	\$1,368,699
	Samaritan Albany Hospital	\$1,343,676	\$1,199,429	\$1,171,867	\$1,349,697	\$1,511,182	\$1,210,606
	Kaiser Westside Med Ctr	\$758,217	\$822,998	\$885,355	\$979,279	\$1,064,327	\$1,203,367
	Hillsboro Med Ctr	\$376,069	\$326,620	\$680,311	\$1,412,988	\$1,548,477	\$1,085,162
	Asante Three Rivers	\$1,488	\$26,875	\$8,063	\$538,576	\$542,620	\$539,152
	Providence Medford Med Ctr	\$203,752	\$208,315	\$241,692	\$225,004	\$394,841	\$482,300
	Legacy Mt Hood Med Ctr	\$441,673	\$392,659	\$665,525	\$716,295	\$675,022	\$460,869
	St Charles - Bend	\$503,576	\$613,566	\$803,370	\$264,112	\$507,206	\$386,074
	Legacy Meridian Park Med Ctr	\$431,136	\$389,116	\$441,123	\$483,714	\$455,426	\$377,244
	Mercy Med Ctr	\$130	\$0	\$0	\$700	\$800	\$311,929
	Adventist Portland	\$499,965	\$757,470	\$1,116,543	\$437,361	\$339,385	\$297,070
	Bay Area Hospital	\$184,432	\$37,920	\$213,121	\$196,356	\$184,555	\$282,599
	Providence Willamette Falls	\$0	\$0	\$0	\$4,404	\$6,732	\$7,536
	PeaceHealth Sacred Heart UD			\$0	\$0	\$0	\$0
	PeaceHealth Sacred Heart RB			\$0	\$0	\$0	\$0
	PeaceHealth Sacred Heart Hospitals	\$90,283	\$4,672				
Type A Hospitals	Grande Ronde Hospital	\$280,680	\$191,188	\$234,762	\$411,853	\$791,923	\$1,532,100
	Adventist Tillamook	\$0	\$0	\$0	\$0	\$172,378	\$359,928
	St Anthony Hospital	\$251,644	\$302,690	\$239,176	\$246,715	\$215,296	\$325,789
	Good Shepherd Med Ctr	\$203,874	\$233,088	\$195,877	\$301,631	\$362,585	\$263,229
	St Alphonsus Med Ctr - Ontario	\$3,526	\$2,485	\$29,045	\$90,006	\$95,875	\$78,758
	Lake District Hospital	\$268,381	\$284,694	\$286,544	\$210,496	\$172,150	\$53,828
	St Alphonsus Med Ctr - Baker City	\$26,516	\$10,725	\$22,847	\$18,621	\$26,545	\$22,871
	Wallowa Memorial Hospital	\$1,078	\$942	\$679	\$1,347	\$2,073	\$2,395
	Curry General Hospital	\$30,288	\$32,173	\$35,396	\$9,036	\$24,397	\$826
	Pioneer Memorial Hospital	\$0	\$550	\$0	\$0	\$0	\$0
	Harvey District Hospital	\$11,464	\$22,265	\$0	\$0	\$0	\$0
	Blue Mountain Hospital	\$0	\$0	\$0	\$0	\$0	\$0
Type B Hospitals	Samaritan Lebanon Hospital	\$1,380,897	\$1,324,816	\$1,251,324	\$1,439,482	\$1,186,657	\$962,993
	Providence Hood River Hospital	\$142,384	\$752,005	\$761,546	\$830,375	\$721,533	\$922,243
	Willamette Valley Med Ctr	\$876,024	\$1,269,748	\$664,977	\$773,963	\$607,211	\$725,582
	Samaritan Pacific Comm Hospital	\$734,043	\$633,376	\$492,354	\$352,831	\$641,206	\$542,456
	Mid-Columbia Med Ctr	\$484,010	\$462,398	\$484,470	\$303,972	\$552,723	\$375,297
	Samaritan North Lincoln Hospital	\$413,585	\$322,806	\$146,497	\$253,836	\$428,178	\$284,690
	Providence Newberg Med Ctr	\$440,959	\$364,658	\$235,027	\$204,501	\$140,765	\$268,019
	Asante Ashland	\$298	\$5,375	\$3,412	\$169,759	\$162,743	\$194,859
	Legacy Silverton Med Ctr	\$216,454	\$156,569	\$74,931	\$234,704	\$275,383	\$183,291
	Providence Seaside Hospital	\$151,289	\$106,790	\$68,111	\$50,246	\$19,420	\$72,360
	St Charles - Redmond	\$85,128	\$83,284	\$83,591	\$49,670	\$97,208	\$72,241
	St Charles - Madras	\$43,077	\$40,890	\$43,037	\$24,010	\$44,493	\$38,069
	St Charles - Prineville	\$24,192	\$21,248	\$42,294	\$16,488	\$31,146	\$24,285
	Southern Coos Hospital	\$0	\$0	\$0	\$105,058	\$24,232	\$20,852
	Coquille Valley Hospital	\$0	\$10,206	\$10,206	\$12,247	\$12,247	\$13,608
	Columbia Memorial Hospital	\$11,930	\$104,609	\$3,060	\$57,528	\$9,139	\$10,815
	Santiam Memorial	\$0	\$0	\$0	\$0	\$0	\$0
	Salem Health West Valley	\$53,571	\$80,689	\$105,873	\$85,039	\$20,500	\$0
	PeaceHealth Peace Harbor	\$0	\$0	\$0	\$0	\$0	\$0
	PeaceHealth Cottage Grove	\$0	\$0	\$0	\$0	\$0	\$0
	Lower Umpqua Hospital	\$0	\$0	\$0	\$0	\$0	\$0

OREGON HOSPITAL COMMUNITY BENEFIT REPORT

2021

APPENDIX - Detailed Data by Hospital

Subsidized Health Services

	Hospital Name	FY 2014	FY 2015	FY 2016	FY 2017	FY 2018	FY 2019
DRG Hospitals	Salem Hospital	\$2,020,855	\$5,761,690	\$8,740,182	\$11,005,233	\$11,811,065	\$17,897,822
	McKenzie-Willamette Med Ctr	\$0	\$0	\$0	\$12,812,395	\$11,197,177	\$10,091,984
	Good Samaritan Regional Med Ctr	\$1,794,615	\$2,072,140	\$3,553,558	\$4,090,904	\$5,557,095	\$6,681,668
	Bay Area Hospital	\$182,579	\$844,009	\$1,456,267	\$5,244,039	\$5,491,430	\$6,297,388
	Sky Lakes Med Ctr	\$3,427,264	\$2,262,182	\$4,441,850	\$5,495,402	\$5,597,548	\$4,584,067
	PeaceHealth Sacred Heart RB			\$135,314	\$0	\$3,135,420	\$2,792,472
	Providence St Vincent Med Ctr	\$1,933,229	\$783,441	\$960,520	\$1,020,776	\$1,971,588	\$2,668,398
	Providence Portland Med Ctr	\$1,922,868	\$2,438,230	\$3,219,084	\$3,421,025	\$1,911,828	\$2,514,672
	Samaritan Albany Hospital	\$477,423	\$379,100	\$429,485	\$397,018	\$586,441	\$816,573
	Providence Medford Med Ctr	\$41,368	\$31,756	\$49,611	\$52,724	\$498,989	\$675,332
	Adventist Portland	\$1,193,545	\$0	\$1,323,749	\$122,048	\$268,354	\$425,006
	Providence Willamette Falls	\$50,344	\$35,215	\$50,527	\$53,696	\$324,566	\$419,019
	Providence Milwaukie Hospital	\$83,539	\$568,325	\$957,811	\$1,017,897	\$328,379	\$418,956
	Hillsboro Med Ctr	\$125,158	\$348,565	\$353,278	\$385,952	\$445,518	\$315,283
	PeaceHealth Sacred Heart UD			\$0	\$91,920	\$74,818	\$95,654
	Mercy Med Ctr	\$2,145	\$1,205	\$2,340	\$161,154	\$121,056	\$475
	St Charles - Bend	\$259,672	\$0	\$0	\$0	\$0	\$0
	Shriners	\$0	\$0	\$0	\$0	\$0	\$0
	OHSU Hospital	\$0	\$0	\$0	\$0	\$0	\$0
	Legacy Mt Hood Med Ctr	\$0	\$0	\$0	\$0	\$0	\$0
Type A Hospitals	Legacy Meridian Park Med Ctr	\$0	\$0	\$0	\$0	\$0	\$0
	Legacy Good Samaritan Med Ctr	\$0	\$0	\$0	\$0	\$0	\$0
	Legacy Emanuel Med Ctr	\$0	\$0	\$0	\$0	\$0	\$0
	Kaiser Westside Med Ctr	\$0	\$0	\$0	\$0	\$0	\$0
	Kaiser Sunnyside Med Ctr	\$0	\$0	\$0	\$0	\$0	\$0
	Asante Three Rivers	\$68,436	\$85,835	\$81,921	\$128,150	\$0	\$0
	Asante Rogue Med Ctr	\$191,620	\$532,774	\$2,309,711	\$3,265,852	\$4,882,890	\$0
	PeaceHealth Sacred Heart Hospitals	\$46,358	\$0				
	Good Shepherd Med Ctr	\$4,330,627	\$2,774,923	\$8,030,892	\$9,271,050	\$8,624,829	\$13,427,136
	Grande Ronde Hospital	\$660,283	\$593,504	\$452,903	\$568,079	\$685,871	\$870,457
Type B Hospitals	St Anthony Hospital	\$0	\$0	\$547,328	\$482,950	\$510,800	\$578,266
	Wallowa Memorial Hospital	\$54,015	\$461,195	\$326,019	\$1,055,262	\$1,029,313	\$422,458
	Curry General Hospital	\$6,875	\$0	\$0	\$285,542	\$65,844	\$270,701
	Adventist Tillamook	\$0	\$0	\$0	\$121,410	\$255,220	\$241,415
	Harney District Hospital	\$231,770	\$189,878	\$175,125	\$62,040	\$13,533	\$80,983
	Pioneer Memorial Hospital	\$0	\$1,088	\$643	\$506	\$2,707	\$1,691
	St Alphonsus Med Ctr - Ontario	\$73,330	\$80,352	\$0	\$0	\$0	\$0
	St Alphonsus Med Ctr - Baker City	\$0	\$67,145	\$0	\$0	\$3,999	\$0
	Lake District Hospital	\$0	\$0	\$0	\$0	\$0	\$0
	Blue Mountain Hospital	\$0	\$0	\$0	\$0	\$0	\$0
Type B Hospitals	Willamette Valley Med Ctr	\$0	\$0	\$3,568,021	\$3,481,152	\$3,185,957	\$3,866,629
	Lower Umpqua Hospital	\$945,963	\$1,398,922	\$1,460,014	\$1,432,214	\$2,979,044	\$2,659,423
	Samaritan North Lincoln Hospital	\$378,629	\$425,553	\$442,700	\$518,204	\$1,097,065	\$1,386,502
	Samaritan Lebanon Hospital	\$288,902	\$670,708	\$952,959	\$1,335,172	\$1,576,521	\$1,269,238
	Samaritan Pacific Comm Hospital	\$1,593,279	\$731,102	\$698,243	\$1,206,066	\$1,216,172	\$1,117,228
	Salem Health West Valley	\$602,014	\$627,569	\$647,814	\$964,801	\$1,049,355	\$1,045,552
	Providence Newberg Med Ctr	\$5,513	\$1,397	\$0	\$0	\$236,244	\$319,183
	Providence Hood River Hospital	\$0	\$2,972	\$0	\$0	\$216,374	\$295,279
	Providence Seaside Hospital	\$4,520	\$1,134,718	\$2,476,845	\$2,632,224	\$171,871	\$249,529
	PeaceHealth Peace Harbor	\$9,429	\$4,392	\$0	\$0	\$5,540	\$24,199
	Southern Coos Hospital	\$0	\$0	\$0	\$14,586	\$14,917	\$14,383
	Mid-Columbia Med Ctr	\$0	\$4,994	\$5,109	\$7,797	\$11,394	\$7,392
	St Charles - Redmond	\$46,243	\$0	\$0	\$0	\$0	\$0
	St Charles - Prineville	\$24,900	\$0	\$0	\$0	\$0	\$0
	St Charles - Madras	\$24,900	\$0	\$0	\$0	\$0	\$0
	Santiam Memorial	\$253,751	\$220,226	\$175,183	\$295,203	\$267,109	\$0
	PeaceHealth Cottage Grove	\$0	\$0	\$0	\$0	\$0	\$0
	Legacy Silverton Med Ctr	\$0	\$0	\$0	\$0	\$0	\$0
	Coquille Valley Hospital	\$0	\$0	\$0	\$0	\$0	\$0
	Columbia Memorial Hospital	\$0	\$0	\$0	\$0	\$0	\$0
	Asante Ashland	\$13,687	\$45,951	\$18,865	\$488,180	\$0	\$0

OREGON HOSPITAL COMMUNITY BENEFIT REPORT

2021

APPENDIX - Detailed Data by Hospital

Cash and In-Kind Contributions

	Hospital Name	FY 2014	FY 2015	FY 2016	FY 2017	FY 2018	FY 2019
DRG Hospitals	Kaiser Sunnyside Med Ctr	\$7,934,326	\$5,677,998	\$8,838,239	\$5,841,418	\$4,731,671	\$11,253,144
	Providence St Vincent Med Ctr	\$3,067,375	\$1,915,240	\$2,136,934	\$1,196,887	\$3,100,923	\$3,078,175
	Providence Portland Med Ctr	\$1,903,122	\$1,237,900	\$2,031,372	\$1,204,096	\$3,003,302	\$3,053,255
	Kaiser Westside Med Ctr	\$2,224,837	\$1,339,194	\$2,077,752	\$1,335,395	\$1,457,208	\$1,827,766
	McKenzie-Willamette Med Ctr	\$7,386	\$654,407	\$1,060,826	\$1,248,149	\$1,765,177	\$1,689,146
	Providence Medford Med Ctr	\$368,857	\$385,117	\$429,022	\$800,244	\$849,218	\$1,645,349
	Legacy Emanuel Med Ctr	\$487,882	\$551,076	\$602,081	\$1,147,102	\$1,468,203	\$1,281,819
	St Charles - Bend	\$402,864	\$433,399	\$705,347	\$571,097	\$673,803	\$1,184,018
	Samaritan Albany Hospital	\$825,577	\$931,289	\$903,782	\$984,473	\$1,209,742	\$1,134,146
	Good Samaritan Regional Med Ctr	\$950,508	\$931,553	\$1,030,905	\$1,212,117	\$992,851	\$1,109,664
	PeaceHealth Sacred Heart RB			\$592,854	\$734,301	\$808,843	\$875,047
	Legacy Good Samaritan Med Ctr	\$368,904	\$381,941	\$454,020	\$612,166	\$751,741	\$605,475
	Sky Lakes Med Ctr	\$144,823	\$247,367	\$490,050	\$956,370	\$674,989	\$589,235
	Asante Rogue Med Ctr	\$154,682	\$143,879	\$49,603	\$712,055	\$561,434	\$576,354
	Mercy Med Ctr	\$113,579	\$195,653	\$285,306	\$400,250	\$560,944	\$444,097
	Providence Willamette Falls	\$210,384	\$204,550	\$257,257	\$668,175	\$428,614	\$440,701
	Salem Hospital	\$402,810	\$496,551	\$602,607	\$1,021,494	\$756,724	\$428,046
	Bay Area Hospital	\$254,555	\$296,050	\$238,000	\$476,805	\$441,150	\$413,575
	Providence Milwaukie Hospital	\$243,422	\$272,644	\$261,325	\$672,845	\$404,090	\$386,026
	Shriners	\$17,750	\$118,631	\$240,543	\$55,090	\$283,937	\$354,615
	Legacy Meridian Park Med Ctr	\$172,807	\$158,930	\$186,425	\$338,314	\$402,787	\$337,603
	Hillsboro Med Ctr	\$492,293	\$496,519	\$587,021	\$435,795	\$338,972	\$335,541
	OHSU Hospital	\$221,336	\$267,038	\$371,488	\$306,474	\$359,885	\$317,713
	Legacy Mt Hood Med Ctr	\$184,867	\$186,102	\$121,377	\$228,077	\$268,725	\$249,113
	Asante Three Rivers	\$55,161	\$50,089	\$17,965	\$127,596	\$205,362	\$240,719
	Adventist Portland	\$232,686	\$108,345	\$117,372	\$107,792	\$70,178	\$67,819
	PeaceHealth Sacred Heart UD			\$57,112	\$0	\$0	\$0
	PeaceHealth Sacred Heart Hospitals	\$535,358	\$1,338,865				
Type A Hospitals	Lake District Hospital	\$20,216	\$21,845	\$32,916	\$78,578	\$766,317	\$2,360,247
	St Anthony Hospital	\$299,363	\$266,961	\$337,627	\$275,942	\$282,342	\$186,728
	Adventist Tillamook	\$52,790	\$49,383	\$71,317	\$67,440	\$74,062	\$54,838
	Good Shepherd Med Ctr	\$313,800	\$252,500	\$962,018	\$814,745	\$938,219	\$41,500
	Pioneer Memorial Hospital	\$2,712	\$2,119	\$2,151	\$1,242	\$3,425	\$34,724
	St Alphonsus Med Ctr - Ontario	\$128,463	\$254,477	\$17,173	\$19,349	\$21,342	\$26,107
	Harney District Hospital	\$30,814	\$21,665	\$38,741	\$8,793	\$16,278	\$15,824
	Grande Ronde Hospital	\$32,455	\$24,049	\$6,919	\$13,215	\$18,515	\$10,689
	Curry General Hospital	\$9,400	\$4,850	\$1,010	\$7,225	\$63,719	\$5,165
	Wallowa Memorial Hospital	\$0	\$0	\$0	\$0	\$0	\$1,000
Type B Hospitals	St Alphonsus Med Ctr - Baker City	\$14,096	\$17,209	\$18,339	\$13,620	\$2,109	\$0
	Blue Mountain Hospital	\$0	\$0	\$0	\$0	\$0	\$0
	Willamette Valley Med Ctr	\$1,043,705	\$1,059,052	\$1,131,596	\$1,200,259	\$1,291,099	\$1,927,252
	Mid-Columbia Med Ctr	\$874,614	\$1,012,666	\$1,049,130	\$866,737	\$1,463,231	\$1,297,580
	Samaritan Lebanon Hospital	\$343,577	\$382,018	\$355,163	\$484,560	\$387,043	\$413,457
	St Charles - Redmond	\$194,463	\$314,925	\$372,359	\$269,313	\$350,569	\$377,857
	Providence Newberg Med Ctr	\$202,518	\$198,868	\$216,919	\$817,431	\$342,133	\$338,871
	Providence Hood River Hospital	\$235,883	\$161,428	\$183,360	\$670,977	\$317,761	\$324,734
	Legacy Silverton Med Ctr	\$185,314	\$218,532	\$169,771	\$146,408	\$264,196	\$312,146
	Providence Seaside Hospital	\$131,537	\$164,931	\$223,692	\$673,180	\$240,847	\$254,716
	Samaritan Pacific Comm Hospital	\$104,993	\$156,484	\$229,166	\$222,497	\$228,555	\$253,113
	Samaritan North Lincoln Hospital	\$72,176	\$94,425	\$187,496	\$167,473	\$224,201	\$246,344
	St Charles - Madras	\$77,409	\$74,446	\$74,948	\$80,008	\$59,761	\$188,004
	Lower Umpqua Hospital	\$49,102	\$73,034	\$95,455	\$144,611	\$157,318	\$167,933
	Asante Ashland	\$11,032	\$10,018	\$12,343	\$182,373	\$200,650	\$136,741
	St Charles - Prineville	\$57,349	\$36,111	\$83,482	\$70,609	\$37,932	\$111,456
	PeaceHealth Peace Harbor	\$9,000	\$10,501	\$5,025	\$1,469	\$14,920	\$77,622
	Columbia Memorial Hospital	\$246,644	\$96,482	\$208,184	\$136,725	\$56,646	\$70,748
	PeaceHealth Cottage Grove	\$6,350	\$8,148	\$6,900	\$6,800	\$6,500	\$63,500
	Santiam Memorial	\$21,875	\$38,853	\$43,618	\$41,043	\$44,046	\$33,922
	Coquille Valley Hospital	\$1,000	\$1,900	\$8,054	\$12,363	\$21,073	\$18,667
	Salem Health West Valley	\$30,042	\$28,467	\$58,018	\$22,438	\$6,900	\$60
	Southern Coos Hospital	\$0	\$0	\$0	\$1,000	\$0	\$0

OREGON HOSPITAL COMMUNITY BENEFIT REPORT

2021

APPENDIX - Detailed Data by Hospital

Community Building Activities

	Hospital Name	FY 2014	FY 2015	FY 2016	FY 2017	FY 2018	FY 2019
DRG Hospitals	Salem Hospital	\$1,288,187	\$1,306,581	\$2,466,403	\$2,969,306	\$2,233,672	\$2,170,297
	OHSU Hospital	\$1,303,714	\$1,416,648	\$1,736,179	\$1,294,305	\$1,568,998	\$1,365,696
	Sky Lakes Med Ctr	\$1,060,286	\$1,043,701	\$1,561,020	\$1,168,734	\$978,602	\$1,346,200
	PeaceHealth Sacred Heart RB			\$9,058	\$378,547	\$508,257	\$1,195,473
	Samaritan Albany Hospital	\$140,962	\$156,144	\$311,111	\$564,560	\$607,229	\$625,389
	Good Samaritan Regional Med Ctr	\$293,894	\$343,195	\$415,295	\$472,664	\$258,583	\$321,801
	St Charles - Bend	\$127,752	\$136,878	\$160,135	\$148,245	\$173,710	\$202,095
	Mercy Med Ctr	\$729,171	\$481,419	\$185,866	\$463,380	\$155,445	\$141,495
	Legacy Emanuel Med Ctr	\$655,342	\$472,902	\$214,162	\$183,947	\$154,826	\$131,795
	Providence Portland Med Ctr	\$205,387	\$282,698	\$215,158	\$88,523	\$126,709	\$114,912
	Hillsboro Med Ctr	\$209,669	\$201,819	\$212,487	\$181,899	\$210,448	\$106,458
	Providence St Vincent Med Ctr	\$239,216	\$271,405	\$201,913	\$99,369	\$123,496	\$90,917
	Legacy Good Samaritan Med Ctr	\$31,900	\$392,775	\$129,402	\$98,537	\$94,004	\$89,729
	Providence Medford Med Ctr	\$69,340	\$56,752	\$58,402	\$79,012	\$59,652	\$54,761
	McKenzie-Willamette Med Ctr	\$40,000	\$12,875	\$0	\$0	\$25,566	\$49,003
	Providence Milwaukie Hospital	\$21,525	\$41,128	\$23,900	\$61,096	\$20,793	\$23,853
	Legacy Mt Hood Med Ctr	\$47,927	\$99,906	\$49,391	\$30,843	\$33,181	\$23,170
	Asante Rogue Med Ctr	\$11,821	\$148,415	\$307,167	\$59,973	\$8,293	\$21,134
	Providence Willamette Falls	\$11,514	\$31,688	\$40,375	\$49,491	\$11,513	\$14,129
	Asante Three Rivers	\$10,000	\$29,000	\$43,401	\$42,680	\$1,477	\$11,134
	Adventist Portland	\$36,403	\$32,157	\$38,072	\$31,346	\$11,977	\$10,113
	Legacy Meridian Park Med Ctr	\$10,849	\$90,772	\$13,066	\$4,127	\$7,252	\$7,126
	Shriners	\$145,748	\$22,743	\$21,329	\$24,058	\$12,947	\$1,980
	PeaceHealth Sacred Heart UD			\$0	\$0	\$0	\$0
	Kaiser Westside Med Ctr	\$0	\$0	\$0	\$0	\$0	\$0
	Kaiser Sunnyside Med Ctr	\$0	\$0	\$0	\$0	\$0	\$0
	Bay Area Hospital	\$0	\$0	\$0	\$0	\$0	\$0
	PeaceHealth Sacred Heart Hospitals	\$0	\$242,877				
Type A Hospitals	Lake District Hospital	\$104,385	\$100,516	\$248,464	\$203,330	\$131,805	\$228,382
	St Anthony Hospital	\$107,224	\$98,273	\$100,647	\$224,461	\$158,038	\$133,124
	Adventist Tillamook	\$2,320,130	\$3,768,257	\$3,244,732	\$681,479	\$301,342	\$43,731
	Pioneer Memorial Hospital	\$20,253	\$34,863	\$16,088	\$46,939	\$40,388	\$38,942
	St Alphonsus Med Ctr - Ontario	\$20,553	\$33,246	\$19,436	\$3,801	\$17,397	\$11,018
	Curry General Hospital	\$2,472	\$4,175	\$0	\$0	\$0	\$10,326
	St Alphonsus Med Ctr - Baker City	\$277	\$0	\$0	\$819	\$1,742	\$7,354
	Wallowa Memorial Hospital	\$1,095	\$82	\$390	\$636	\$0	\$27
	Harney District Hospital	\$0	\$0	\$0	\$0	\$3,637	\$0
	Grande Ronde Hospital	\$13,067	\$9,370	\$0	\$0	\$0	\$0
	Good Shepherd Med Ctr	\$0	\$0	\$0	\$0	\$0	\$0
	Blue Mountain Hospital	\$0	\$0	\$0	\$0	\$0	\$0
	Samaritan North Lincoln Hospital	\$445,177	\$494,595	\$491,132	\$526,583	\$613,095	\$594,155
Type B Hospitals	Samaritan Lebanon Hospital	\$100,423	\$93,063	\$284,602	\$463,791	\$461,501	\$416,209
	Providence Hood River Hospital	\$190,036	\$265,522	\$328,071	\$286,218	\$293,026	\$374,183
	Mid-Columbia Med Ctr	\$423,538	\$260,129	\$227,067	\$299,035	\$442,166	\$324,491
	Samaritan Pacific Comm Hospital	\$82,287	\$79,891	\$256,814	\$295,343	\$357,635	\$297,713
	Coquille Valley Hospital	\$0	\$0	\$0	\$97,907	\$90,100	\$105,009
	Columbia Memorial Hospital	\$63,418	\$0	\$144,424	\$124,390	\$50,359	\$74,950
	Santiam Memorial	\$0	\$0	\$0	\$54,041	\$60,357	\$72,222
	St Charles - Prineville	\$21,440	\$23,742	\$55,133	\$40,767	\$41,098	\$51,097
	Willamette Valley Med Ctr	\$0	\$0	\$10,131	\$6,254	\$2,317	\$34,238
	St Charles - Redmond	\$22,629	\$22,664	\$24,873	\$25,368	\$27,119	\$33,746
	St Charles - Madras	\$32,143	\$27,761	\$63,060	\$41,524	\$26,409	\$30,187
	Providence Seaside Hospital	\$10,437	\$4,818	\$30,943	\$63,515	\$19,349	\$29,128
	Providence Newberg Med Ctr	\$9,236	\$34,557	\$20,192	\$55,855	\$15,561	\$14,460
	Legacy Silverton Med Ctr	\$53,847	\$72,355	\$197,226	\$26,265	\$88,964	\$4,312
	Asante Ashland	\$16,750	\$9,400	\$17,000	\$4,826	\$2,705	\$3,164
	Southern Coos Hospital	\$0	\$0	\$0	\$2,950	\$2,808	\$2,600
	Salem Health West Valley	\$20,788	\$30,344	\$21,775	\$5,452	\$0	\$0
	PeaceHealth Peace Harbor	\$0	\$0	\$0	\$0	\$0	\$0
	PeaceHealth Cottage Grove	\$0	\$12,500	\$0	\$0	\$0	\$0
	Lower Umpqua Hospital	\$0	\$0	\$0	\$0	\$0	\$0

OREGON HOSPITAL COMMUNITY BENEFIT REPORT

2021

APPENDIX - Detailed Data by Hospital

Community Benefit Operations

	Hospital Name	FY 2014	FY 2015	FY 2016	FY 2017	FY 2018	FY 2019
DRG Hospitals	Kaiser Sunnyside Med Ctr	\$1,610,078	\$1,791,266	\$2,352,577	\$2,299,082	\$2,271,627	\$2,049,861
	Salem Hospital	\$338,680	\$205,681	\$177,631	\$110,685	\$178,534	\$1,967,206
	Asante Rogue Med Ctr	\$2,579,217	\$2,131,966	\$571,177	\$98,059	\$493,559	\$1,265,681
	Providence St Vincent Med Ctr	\$457,199	\$426,962	\$565,911	\$238,680	\$607,153	\$1,102,221
	Providence Portland Med Ctr	\$338,916	\$383,583	\$520,269	\$225,811	\$625,239	\$1,087,583
	Kaiser Westside Med Ctr	\$595,508	\$662,523	\$784,192	\$766,361	\$756,158	\$720,222
	Asante Three Rivers	\$921,149	\$761,416	\$203,992	\$33,339	\$125,443	\$337,458
	Providence Medford Med Ctr	\$59,092	\$117,946	\$158,571	\$83,946	\$168,721	\$293,103
	Good Samaritan Regional Med Ctr	\$106,835	\$130,193	\$169,099	\$162,358	\$192,467	\$258,103
	St Charles - Bend	\$422,941	\$172,081	\$218,617	\$187,405	\$123,856	\$229,482
	Providence Willamette Falls	\$38,004	\$63,573	\$84,866	\$54,936	\$93,179	\$172,983
	Adventist Portland	\$87,190	\$85,637	\$121,749	\$160,898	\$33,179	\$168,725
	Providence Milwaukie Hospital	\$48,293	\$59,517	\$75,530	\$48,600	\$90,504	\$163,429
	Samaritan Albany Hospital	\$50,301	\$61,194	\$72,156	\$71,177	\$85,452	\$115,827
	Bay Area Hospital	\$311,630	\$193,670	\$228,838	\$210,161	\$142,128	\$108,611
	Shriners	\$0	\$20,991	\$27,028	\$20,778	\$14,883	\$15,691
	McKenzie-Willamette Med Ctr	\$0	\$0	\$25,916	\$25,915	\$2,746	\$2,692
	Hillsboro Med Ctr	\$2,006	\$1,974	\$1,958	\$1,957	\$1,923	\$2,067
	Mercy Med Ctr	\$0	\$0	\$0	\$0	\$0	\$1,665
	Sky Lakes Med Ctr	\$24,649	\$21,557	\$9,537	\$3,612	\$0	\$0
	PeaceHealth Sacred Heart UD			\$0	\$0	\$0	\$0
	PeaceHealth Sacred Heart RB			\$0	\$0	\$0	\$0
	OHSU Hospital	\$9,588	\$0	\$0	\$0	\$0	\$0
	Legacy Mt Hood Med Ctr	\$0	\$0	\$0	\$0	\$0	\$0
	Legacy Meridian Park Med Ctr	\$0	\$0	\$0	\$0	\$0	\$0
	Legacy Good Samaritan Med Ctr	\$0	\$0	\$0	\$0	\$0	\$0
	Legacy Emanuel Med Ctr	\$0	\$0	\$0	\$0	\$0	\$0
	PeaceHealth Sacred Heart Hospitals	\$300,221	\$5,807				
Type A Hospitals	Good Shepherd Med Ctr	\$323,620	\$219,256	\$403,442	\$798,647	\$636,046	\$890,645
	Grande Ronde Hospital	\$28,922	\$40,588	\$92,103	\$20,301	\$91,339	\$156,533
	St Anthony Hospital	\$5,227	\$6,107	\$8,172	\$12,886	\$14,708	\$13,385
	Lake District Hospital	\$7,596	\$74,560	\$11,116	\$12,425	\$12,762	\$12,762
	St Alphonsus Med Ctr - Baker City	\$2,520	\$0	\$0	\$3,284	\$3,350	\$11,015
	St Alphonsus Med Ctr - Ontario	\$0	\$791	\$925	\$925	\$117,619	\$9,072
	Curry General Hospital	\$0	\$0	\$0	\$4,150	\$13,728	\$5,160
	Wallowa Memorial Hospital	\$0	\$0	\$0	\$0	\$0	\$3,344
	Pioneer Memorial Hospital	\$1,892	\$3,434	\$1,245	\$1,907	\$2,052	\$2,204
	Harney District Hospital	\$0	\$0	\$0	\$0	\$0	\$0
	Blue Mountain Hospital	\$0	\$0	\$0	\$0	\$0	\$0
	Adventist Tillamook	\$0	\$0	\$0	\$0	\$0	\$0
Type B Hospitals	Providence Hood River Hospital	\$133,151	\$194,139	\$188,977	\$48,694	\$205,030	\$329,865
	Providence Newberg Med Ctr	\$178,149	\$228,253	\$368,718	\$55,791	\$169,514	\$262,518
	Asante Ashland	\$184,230	\$152,283	\$40,798	\$11,978	\$31,734	\$216,258
	Mid-Columbia Med Ctr	\$77,190	\$12,108	\$12,293	\$25,472	\$107,757	\$138,739
	Santiam Memorial	\$5,704	\$0	\$15,136	\$28,815	\$83,231	\$105,807
	Providence Seaside Hospital	\$30,866	\$49,074	\$55,385	\$30,895	\$54,414	\$100,844
	Samaritan Lebanon Hospital	\$31,383	\$36,518	\$49,084	\$46,633	\$56,404	\$74,483
	Samaritan Pacific Comm Hospital	\$20,032	\$28,451	\$37,111	\$34,227	\$41,881	\$53,297
	St Charles - Redmond	\$74,199	\$28,037	\$37,638	\$34,426	\$22,616	\$51,780
	Columbia Memorial Hospital	\$147,259	\$161,742	\$91,900	\$126,603	\$83,200	\$40,934
	Samaritan North Lincoln Hospital	\$14,022	\$17,751	\$22,652	\$21,820	\$26,110	\$35,120
	St Charles - Madras	\$72,104	\$38,607	\$20,486	\$18,938	\$10,373	\$32,415
	St Charles - Prineville	\$68,011	\$30,754	\$20,704	\$13,919	\$8,622	\$27,643
	Willamette Valley Med Ctr	\$0	\$0	\$571	\$665	\$753	\$882
	Southern Coos Hospital	\$0	\$0	\$0	\$19,091	\$0	\$0
	Salem Health West Valley	\$0	\$0	\$0	\$0	\$0	\$0
	PeaceHealth Peace Harbor	\$0	\$12,500	\$0	\$0	\$0	\$0
	PeaceHealth Cottage Grove	\$0	\$0	\$0	\$0	\$0	\$0
	Lower Umpqua Hospital	\$0	\$0	\$0	\$0	\$0	\$0
	Legacy Silverton Med Ctr	\$21,932	\$27,118	\$0	\$0	\$0	\$0
	Coquille Valley Hospital	\$0	\$0	\$0	\$0	\$0	\$0