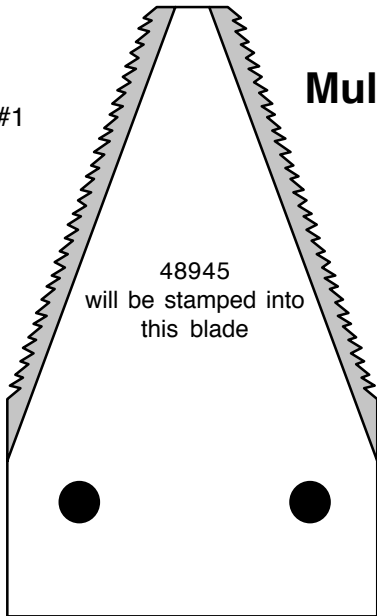


**Subject: Cutter Bar Blade Identification**

In order to ensure that the correct cutter bar blade is ordered, the following figures will allow you to match up the original blade to the proper part number.

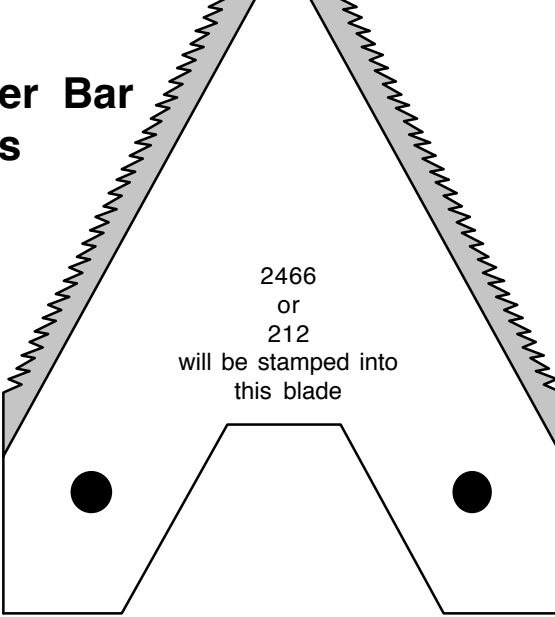
Fig. #1



48945  
will be stamped into  
this blade

Uses 5.3mm OD Rivet  
Individual Blade #580.48945  
44" Blade Assembly #590.48946  
50" Blade Assembly #590.48948

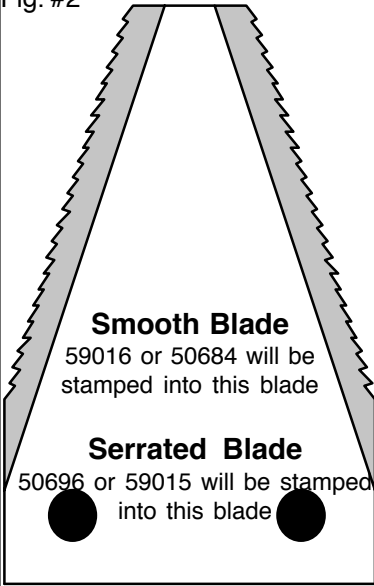
**Mulch Cutter Bar  
Blades**



2466  
or  
212  
will be stamped into  
this blade

Uses 5.3mm OD Rivet  
Individual Blade #580.02466  
44" Blade Assembly #590.43544  
50" Blade Assembly #590.43553

Fig. #2



**Smooth Blade**  
59016 or 50684 will be stamped into this blade

**Serrated Blade**  
50696 or 59015 will be stamped into this blade

Uses 6.5mm OD Rivet

**Combo Cutter Bar  
Blades**

**Smooth Blade**

Individual Blade #563.50684 NLA Use 56350696

30" Blade Assembly - 200 Series #592.51421  
30" Blade Assembly - 600 & 700 Series #590.48927  
40" Blade Assembly - 600 & 700 Series #590.48925 NLA Use 590.48926  
45" Blade Assembly - 600 & 700 Series #590.49385 NLA Use 590.48909  
53" Blade Assembly - 600 & 700 Series #590.49365 NLA Use 590.48906

**Serrated Blade**

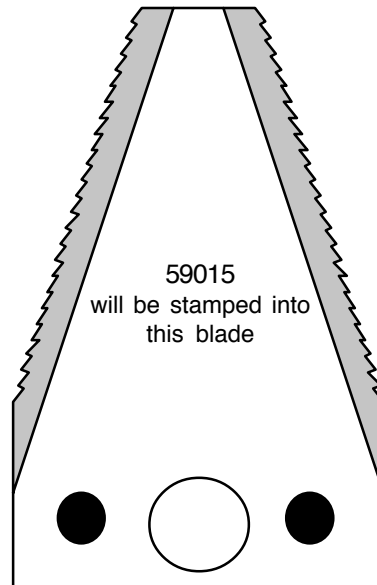
Individual Blade #563.50696

30" Blade Assembly - 200 Series #592.51422 NLA Use 590.59107+590.50674  
30" Blade Assembly - 600 & 700 Series #590.48928  
40" Blade Assembly - 600 & 700 Series #590.48926  
45" Blade Assembly - 600 & 700 Series #590.48909  
53" Blade Assembly - 600 & 700 Series #590.48906

In 1994 BCS changed the blades that were used on combo cutter bars. These blades can be identified by the large hole between the rivet placement holes. They also have a recess on the underside of the blade for flattening the rivet into place. This blade is pictured below.

### Combo Cutter Bar Blades 1994-1999

Fig. #3



Uses 5.3mm OD Rivet

- Individual Blade #563.59015
- 30" Blade Assembly - 200 Series #590.59108
- 30" Blade Assembly - 600 & 700 Series #590.59063
- 40" Blade Assembly - 600 & 700 Series #590.59064
- 45" Blade Assembly - 600 & 700 Series #590.59065
- 53" Blade Assembly - 600 & 700 Series #590.59066
- 30" Blade Assembly - 700 & 800 Series #590.59030
- 40" Blade Assembly - 700 & 800 Series #590.59031
- 45" Blade Assembly - 700 & 800 Series #590.59032
- 53" Blade Assembly - 700 & 800 Series #590.59033

### Combo Cutter Bar Blades 2000-Present See Fig. #2