



A M E R I C A

Service Bulletin

2-11

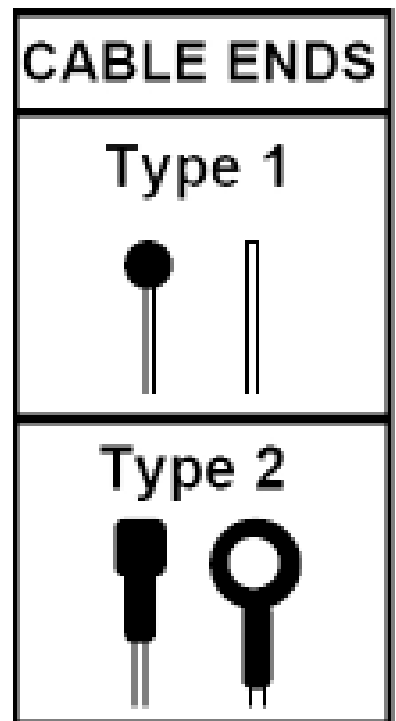
Cable Identification Charts

Identifying your cable:

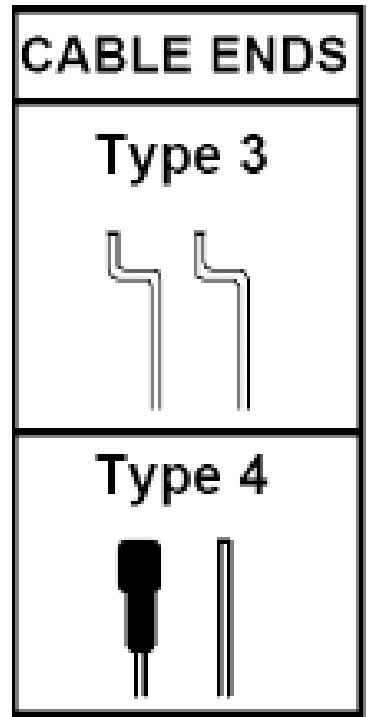
1. Find your end-type (1-14).
2. Find your sheath length (list is presorted shortest to longest).
3. Find your cable length.
4. Use part number that matches.*
5. Check to see if possible substitute is available.

*Note: Cable and/or sheath length may vary slightly (1/8-1/4") based on production.

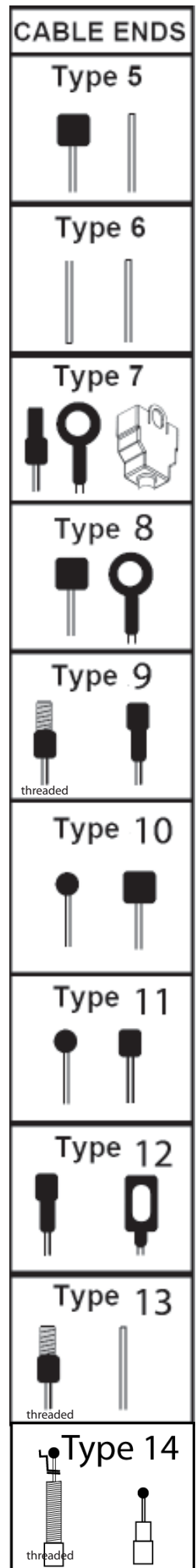
Part Number	Sheath Length		Cable Length		Cable Diameter		End Type
	Inches	CM	Inches	CM	Inches	CM	
580.47628	11.50	29.21	17.25	43.82	0.063	0.159	1
580.20347	22.50	57.15	30.25	76.84	0.047	0.119	1
580.20331	25.25	64.14	32.25	81.92	0.094	0.238	1
580.26223	35.50	90.17	48.25	122.56	0.047	0.119	1
580.26224	41.50	105.41	49.00	124.46	0.047	0.119	1
580.48005	46.25	117.48	54.00	137.16	0.063	0.159	1
580.26222	48.00	121.92	54.50	138.43	0.047	0.119	1
580.43242	55.50	140.97	61.50	156.21	0.047	0.119	1
580.49507	56.00	143.51	62.50	158.75	0.603	0.159	1
580.48025	56.25	142.88	63.75	161.93	0.063	0.159	1
580.55182	57.25	145.42	67.75	172.09	0.047	0.119	1
580.42067	60.50	153.67	67.25	170.82	0.047	0.119	1
580.C1037	63.00	160.00	69.25	175.89	0.047	0.119	1
580.56814	63.50	161.00	72.00	183.00	0.096	0.244	1
580.49505	63.50	161.29	70.50	179.07	0.063	0.159	1
580.42486	64.00	162.56	75.75	192.41	0.047	0.119	1
580.43219	65.75	167.01	73.75	187.33	0.047	0.119	1
580.56812	66.00	186.00	73.25	186.00	0.047	0.119	1
580.49501	70.50	179.07	78.50	199.39	0.063	0.159	1
580.57335	72.00	182.88	78.50	199.39	0.125	0.318	1
580.56811	72.75	185.00	79.50	202.00	0.046	0.117	1
580.48012	73.00	185.42	79.25	201.30	0.047	0.119	1
580.42065	76.75	194.95	83.50	212.09	0.047	0.119	1
580.56815	76.75	195.00	83.50	212.00	0.047	0.119	1
580.57336	80.00	203.20	85.00	215.90	0.125	0.318	1
580.57344	82.00	208.28	88.30	224.28	0.046	0.117	1
580.57355	82.00	208.28	88.30	224.28	0.046	0.117	1
580.56816	84.00	213.36	89.75	227.97	0.046	0.117	1
580.46891	34.25	87.00	46.00	116.84	0.063	0.159	2
580.C0368	35.50	90.17	47.75	121.29	0.096	0.244	2
580.51715	35.50	90.17	41.50	105.41	0.094	0.238	2
580.46892	36.75	93.35	49.50	125.73	0.096	0.244	2
580.50353	38.75	98.43	42.25	107.32	0.094	0.238	2
580.51716	39.00	99.06	53.25	135.26	0.094	0.238	2
580.51714	40.00	101.60	48.00	121.92	0.094	0.238	2
580.51667	42.75	108.59	50.75	128.91	0.094	0.238	2
580.50397	44.25	112.40	50.00	127.00	0.094	0.238	2
580.56580	44.50	113.03	51.50	130.18	0.096	0.244	2
580.50354	45.75	116.21	52.00	132.08	0.094	0.238	2
580.50396	46.00	116.84	54.25	137.80	0.094	0.238	2
580.56190	47.00	119.50	58.00	147.50	0.098	0.250	2
580.50398	48.75	123.83	57.25	145.42	0.094	0.238	2
580.51676	49.25	125.10	55.00	139.70	0.094	0.238	2
580.56523	49.75	126.37	59.00	149.86	0.096	0.244	2
580.51675	50.25	127.64	58.50	148.59	0.094	0.238	2
580.51677	50.25	127.64	64.50	163.83	0.094	0.238	2
580.51654	50.75	128.91	57.75	146.69	0.094	0.238	2
580.56899	51.00	129.50	61.50	156.00	0.096	0.244	2
580.56188	53.00	134.62	65.25	165.74	0.096	0.244	2
580.C1714	56.50	143.50	68.87	174.94	0.096	0.244	2
580.C1710	57.50	146.05	66.87	169.86	0.096	0.244	2
580.56838	57.50	146.05	69.25	175.90	0.096	0.244	2
580.C1755	61.50	156.00	70.25	178.50	0.098	0.250	2



Part Number	Sheath Length		Cable Length		Cable Diameter		End Type
	Inches	CM	Inches	CM	Inches	CM	
580.51717	33.25	84.46	37.50	95.25	0.047	0.119	3
580.50342	37.25	94.62	41.00	104.14	0.047	0.119	3
580.51602	42.25	107.32	45.75	116.21	0.047	0.119	3
580.50331	47.00	119.38	51.25	130.18	0.047	0.119	3
580.51679	51.25	130.18	55.50	140.97	0.047	0.119	3
580.51678	53.50	135.89	57.50	146.05	0.047	0.119	3
580.51603	54.00	137.16	57.75	146.69	0.047	0.119	3
580.51653	56.75	144.15	60.50	153.67	0.047	0.119	3
580.47462	60.50	153.67	64.00	162.56	0.047	0.119	3
580.57331	67.75	172.09	72.25	183.52	0.047	0.119	3
580.57330	79.75	202.57	84.25	214.00	0.047	0.119	3
580.43212	30.75	78.11	39.00	99.06	0.094	0.238	4
580.48547	31.50	80.01	42.75	108.59	0.063	0.159	4
580.57302	31.50	80.01	45.00	114.30	0.096	0.244	4
580.52301	33.50	85.09	44.25	112.40	0.094	0.238	4
580.43253	36.50	92.71	48.00	121.92	0.096	0.244	4
580.43223	36.75	93.35	45.75	116.21	0.094	0.238	4
580.56848	37.00	93.98	47.25	120.02	0.096	0.244	4
580.57357	37.00	94.00	50.50	128.30	0.096	0.244	4
580.57329	38.60	98.04	46.00	116.84	0.096	0.244	4
580.56843	39.00	99.00	52.75	134.20	0.094	0.238	4
580.57297	39.25	99.70	49.50	125.73	0.096	0.244	4
580.57286	39.75	100.97	48.50	123.19	0.063	0.159	4
580.48008	41.00	104.14	49.75	126.37	0.063	0.159	4
580.48301	41.00	104.14	51.00	129.54	0.063	0.159	4
580.49670	42.00	106.68	53.25	135.26	0.094	0.238	4
580.57287	42.25	107.32	52.00	132.08	0.096	0.244	4
580.43227	42.50	107.95	48.25	122.56	0.094	0.238	4
580.47629	42.50	107.95	53.00	134.62	0.063	0.159	4
580.57289	43.25	109.86	51.75	131.45	0.096	0.244	4
580.52302	43.75	111.13	53.25	135.26	0.094	0.238	4
580.56847	43.80	111.25	53.80	136.65	0.096	0.244	4
580.57285	44.50	113.03	52.00	132.08	0.096	0.244	4
580.43216	45.75	116.21	55.75	141.61	0.094	0.238	4
580.53035	45.75	116.21	58.38	148.27	0.094	0.238	4
580.56846	46.80	118.87	56.50	143.51	0.096	0.244	4
580.48297	49.25	125.10	58.75	149.23	0.094	0.238	4
580.47647	50.50	128.27	61.00	154.94	0.063	0.159	4
580.49669	50.50	128.27	60.25	153.04	0.094	0.238	4
580.C1713	51.50	130.18	64.50	163.83	0.096	0.244	4
580.48026	52.50	133.35	61.00	154.94	0.063	0.159	4
580.49654	53.25	135.26	63.75	161.93	0.063	0.159	4
580.49663	53.25	135.26	63.25	160.66	0.094	0.238	4
580.57343	53.25	135.26	69.50	176.53	0.096	0.244	4
580.56844	53.75	136.53	61.80	156.97	0.096	0.244	4
580.49508	55.50	140.97	61.00	154.94	0.063	0.159	4
580.49662	56.25	142.88	65.25	165.74	0.094	0.238	4
580.C1018	57.10	145.00	66.92	170.00	0.096	0.244	4
580.49506	58.50	148.59	67.75	172.09	0.063	0.159	4
580.57354	58.50	148.59	74.50	189.23	0.096	0.244	4
580.57205	59.00	149.86	69.50	176.53	0.096	0.244	4
580.48356	59.25	150.50	69.50	176.53	0.094	0.238	4
580.56842	60.80	154.43	68.00	172.72	0.096	0.244	4
580.57216	61.25	155.60	71.50	181.60	0.096	0.244	4
580.56897	61.50	156.00	69.50	176.20	0.094	0.238	4



Part Number	Sheath Length		Cable Length		Cable Diameter		End Type
	Inches	CM	Inches	CM	Inches	CM	
580.21032	19.75	50.17	30.50	77.47	0.094	0.238	5
580.20408	N/A	N/A	53.50	135.89	0.125	0.318	5
580.20420	N/A	N/A	80.50	204.47	0.125	0.318	5
580.20416	N/A	N/A	67.50	171.45	0.125	0.318	5
580.56849	42.75	109.00	114.25	290.00	0.094	0.238	6
580.56845	47.75	121.29	123.00	312.42	0.096	0.244	6
580.56841	51.75	131.45	124.00	314.96	0.096	0.244	6
580.C1712	51.75	131.45	130.00	330.20	0.094	0.238	6
580.56896	55.25	140.00	130.75	332.00	0.094	0.238	6
580.57402	49.25	125.10	49.25	125.10	WIRE MOTOR STOP		7
580.57401	71.00	180.34	71.00	180.34	WIRE MOTOR STOP		7
580.56837	72.00	183.00	72.00	183.00	WIRE MOTOR STOP		7
580.47568	Subs to 580.54701				WIRE MOTOR STOP		7
580.56898	50.50	128.00	64.80	164.50	0.096	0.244	8
580.C1756	50.50	128.00	62.00	157.50	0.078	0.200	8
580.56524	51.25	130.17	61.87	151.16	0.072	0.182	8
580.56187	55.50	141.00	68.50	174.00	0.067	0.170	8
580.56839	55.50	141.00	71.50	181.60	0.096	0.244	8
580.C1711	59.25	150.50	69.50	176.53	0.072	0.182	8
580.C1756	59.00	150.00	72.50	184.00	0.078	0.200	8
580.57284	28.25	71.76	36.25	92.08	0.096	0.244	9
580.53049	30.75	78.10	38.75	98.40	0.094	0.238	9
580.57211	30.75	77.50	36.50	92.70	0.096	0.244	9
580.56193	34.25	87.00	39.50	100.33	0.096	0.244	9
580.57422	39.00	99.10	49.25	125.10	0.080	0.203	9
580.57369	43.87	111.44	49.00	124.46	0.096	0.244	9
580.57415	37.00	94.00	43.25	109.90	0.067	0.170	10
580.57416	24.30	61.72	31.00	78.74	0.067	0.170	11
580.57418	29.50	74.90	36.00	91.40	0.067	0.170	11
580.57407	37.25	94.50	43.50	110.20	0.096	0.244	11
580.46795	34.50	87.60	46.00	116.84	0.096	0.244	12
580.47702	11.50	29.20	18.50	47.00	0.094	0.238	13
580.C0422	66.75	169.55	71.25	180.97	0.046	0.012	14



Identifying your cable:

1. Find your end-type (1-14).
2. Find your sheath length (list is presorted shortest to longest).
3. Find your cable length.
4. Use part number that matches.*
5. Check to see if there is a possible substitute available.

*Note: Cable and/or sheath length may vary slightly (1/8-1/4") based on production.