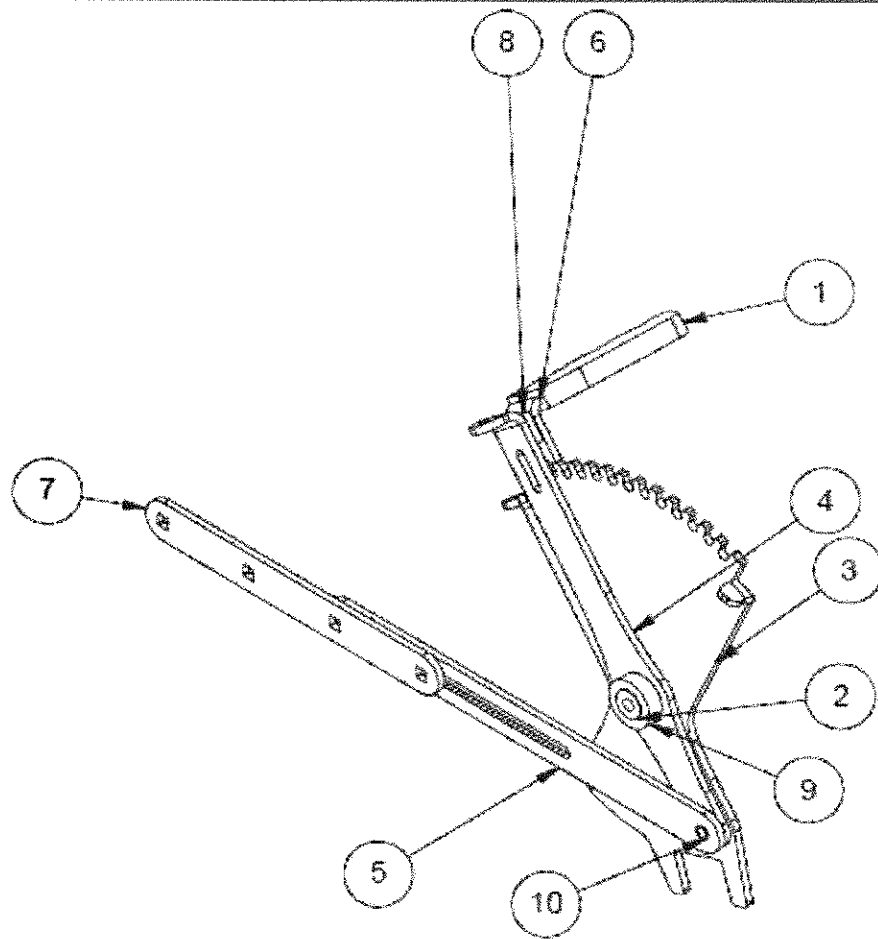


Drummondville QC
Canada

WWW.THIVIERGE.CA


Josephine lever set-up




Équipements Thivierge
Drummondville QC Canada




Install the 5/16 bolt on the lever part and firmly tight it.



Cut the tie-wrap to release the control handle.



Install the 5/16 1" bolt at the arm of the lever to the Thivierge Power harrow Top PTO.



The two carriage Bolt on the middle of the arm require a final adjustment to be able to completely lift the implement.

